




# SCCID


SOUTH CAROLINA COMMISSION ON INDIGENT DEFENSE

## **FY 16-17 Human Resources and FY 17-18 County Funding Survey**



**As of July 1, 2017**


1. Circuit Summaries
2. Public Defender Status as of June 30, 2017, 2016, and 2015.
3. Contract PD Amount as of July 1, 2017
4. AA's and Secretary Status, Investigator's Status, and Other Employees Status as of July 1, 2017.
5. Salary for Public Defenders as of July 1, 2017.
6. Magistrate, Municipal, Bond Hearing, and Pre-Trial Release Representation Routinely Provided by PD 17-18.
7. Specific Attorney Assigned to Magistrate, Municipal or Combined Courts.
8. Dedicated Funding Provided by City Municipal Court FY 17-18
9. County Government Funding FY 17-18, 16-17, and 15-16.
10. Total County and Municipal Funding as of July 1, 2017.
11. State, County and Municipal Appropriated Funding by County/Circuit FY 17-18, 16-17, and 15-16.
12. Audit of Funds and PD Receipt or Collection of Funds Including Cash or Checks.
13. Public Defenders with Less than Three Years' Experience as of July 1, 2017.
14. Public Defender and Contract Public Defender Experience as of July 1, 2017.
15. Training and Mentoring Programs as of July 1, 2017.
16. Grant Amounts and Descriptions as of July 1, 2017.
17. Indigency Application and Determination.
18. Handling of Juvenile Cases.



# SCCID

SOUTH CAROLINA COMMISSION ON INDIGENT DEFENSE

## **FY 16-17 Human Resources and FY 17-18 County Funding Survey**



**As of July 1, 2017**

1. Circuit Summaries
2. Public Defender Status as of June 30, 2017, 2016, and 2015.
3. Contract PD Amount as of July 1, 2017
4. AA's and Secretary Status, Investigator's Status, and Other Employees Status as of July 1, 2017.
5. Salary for Public Defenders as of July 1, 2017.
6. Magistrate, Municipal, Bond Hearing, and Pre-Trial Release Representation Routinely Provided by PD 17-18.
7. Specific Attorney Assigned to Magistrate, Municipal or Combined Courts.
8. Dedicated Funding Provided by City Municipal Court FY 17-18
9. County Government Funding FY 17-18, 16-17, and 15-16.
10. Total County and Municipal Funding as of July 1, 2017.
11. State, County and Municipal Appropriated Funding by County/Circuit FY 17-18, 16-17, and 15-16.
12. Audit of Funds and PD Receipt or Collection of Funds Including Cash or Checks.
13. Public Defenders with Less than Three Years' Experience as of July 1, 2017.
14. Public Defender and Contract Public Defender Experience as of July 1, 2017.
15. Training and Mentoring Programs as of July 1, 2017.
16. Grant Amounts and Descriptions as of July 1, 2017.
17. Indigency Application and Determination.
18. Handling of Juvenile Cases.

# 1st Circuit Summary

County	Position	FTE	PTE	FTC	PTC
Calhoun	Public Defender	0	1	0	1
Dorchester	Public Defender	7	1	0	2
Orangeburg	Public Defender	5	2	0	1
<b>Total Public Defenders</b>		<b>12</b>	<b>4</b>	<b>0</b>	<b>4</b>

Calhoun	AA's/Sec	0	0	0	0
Dorchester	AA's/Sec	3	0	0	1
Orangeburg	AA's/Sec	3	0	0	0
<b>Total AA's/Sec</b>		<b>6</b>	<b>0</b>	<b>0</b>	<b>1</b>

Calhoun	Investigators	0	0	0	0
Dorchester	Investigators	1	1	0	0
Orangeburg	Investigators	0	0	0	1
<b>Total Investigators</b>		<b>1</b>	<b>1</b>	<b>0</b>	<b>1</b>

Calhoun	Other Employees	0	0	0	0
Dorchester	Other Employees	0	0	0	0
Orangeburg	Other Employees	0	0	0	0
<b>Total Other Employees</b>		<b>0</b>	<b>0</b>	<b>0</b>	<b>0</b>

Salary Ranges	Under \$40,000	\$40,000-\$59,999	\$60,000-\$79,999	\$80,000-\$100,000	Over \$100,000
Calhoun	2	0	0	0	0
Dorchester	3	1	3	1	1
Orangeburg	2	3	2	1	0
<b>Total Salary Ranges</b>		<b>4</b>	<b>5</b>	<b>2</b>	<b>1</b>

County Funding	FY 14-15	FY 15-16	FY 16-17	FY 17-18
Calhoun	\$28,957	\$30,405	\$32,000	\$36,000
Dorchester	\$598,525	\$643,525	\$643,525	\$658,525
Orangeburg	\$544,680	\$544,680	\$610,392	\$610,392

Other Funding				
Calhoun	\$0	\$0	\$0	\$1,500
Dorchester	\$24,000	\$24,000	\$24,000	\$40,500
Orangeburg	\$0	\$0	\$0	\$32,000

<b>Total Circuit Funding</b>		<b>\$1,196,162</b>	<b>\$1,242,610</b>	<b>\$1,309,917</b>	<b>\$1,378,917</b>
------------------------------	--	--------------------	--------------------	--------------------	--------------------

## 2nd Circuit Summary

County	Position	FTE	PTE	FTC	PTC
Aiken	Public Defender	8	0	0	0
Bamberg	Public Defender	1	0	0	0
Barnwell	Public Defender	0	0	0	0

<b>Total Public Defenders</b>		<b>9</b>	<b>0</b>	<b>0</b>	<b>0</b>
-------------------------------	--	----------	----------	----------	----------

Aiken	AA's/Sec	4	0	0	0
Bamberg	AA's/Sec	1	0	0	0
Barnwell	AA's/Sec	1	0	0	0

<b>Total AA's/Sec</b>		<b>6</b>	<b>0</b>	<b>0</b>	<b>0</b>
-----------------------	--	----------	----------	----------	----------

Aiken	Investigators	2	0	0	0
Bamberg	Investigators	0	0	0	0
Barnwell	Investigators	1	0	0	0

<b>Total Investigators</b>		<b>3</b>	<b>0</b>	<b>0</b>	<b>0</b>
----------------------------	--	----------	----------	----------	----------

Aiken	Other Employees	3	0	0	0
Bamberg	Other Employees	0	0	0	0
Barnwell	Other Employees	0	0	0	0

<b>Total Other Employees</b>		<b>3</b>	<b>0</b>	<b>0</b>	<b>0</b>
------------------------------	--	----------	----------	----------	----------

Salary Ranges	Under \$40,000	\$40,000-\$59,999	\$60,000-\$79,999	\$80,000-\$100,000	Over \$100,000
Aiken	0	5	1	1	0
Bamberg	0	0	1	0	0
Barnwell	0	0	0	1	0

<b>Total Salary Ranges</b>	<b>0</b>	<b>5</b>	<b>2</b>	<b>2</b>	<b>0</b>
----------------------------	----------	----------	----------	----------	----------

County Funding	FY 14-15	FY 15-16	FY 16-17	FY 17-18
Aiken	\$400,770	\$420,684	\$447,293	\$356,664
Bamberg	\$31,000	\$31,000	\$31,000	\$32,500
Barnwell	\$40,000	\$65,000	\$70,000	\$74,500

<b>Other Funding</b>				
Aiken	\$0	\$5,000	\$46,000	\$14,520
Bamberg	\$0	\$0	\$400	\$0
Barnwell	\$0	\$0	\$3,200	\$1,200

<b>Total Circuit Funding</b>	<b>\$471,770</b>	<b>\$521,684</b>	<b>\$597,893</b>	<b>\$479,384</b>
------------------------------	------------------	------------------	------------------	------------------

### 3rd Circuit Summary

County	Position	FTE	PTE	FTC	PTC
Clarendon	Public Defender	0	2	0	0
Lee	Public Defender	1	0	0	0
Sumter	Public Defender	7	1	0	1
Williamsburg	Public Defender	0	1	0	0
Total Public Defenders		8	4	0	1
Clarendon	AA's/Sec	0	1	0	0
Lee	AA's/Sec	0	0	0	0
Sumter	AA's/Sec	2	0	0	0
Williamsburg	AA's/Sec	1	0	0	0
Total AA's/Sec		3	1	0	0
Clarendon	Investigators	0	0	0	0
Lee	Investigators	0	0	0	0
Sumter	Investigators	0	0	0	0
Williamsburg	Investigators	0	0	0	0
Total Investigators		0	0	0	0
Clarendon	Other Employees	0	0	0	0
Lee	Other Employees	0	0	0	0
Sumter	Other Employees	4	0	0	0
Williamsburg	Other Employees	0	0	0	0
Total Other Employees		4	0	0	0
Salary Ranges	Under \$40,000	\$40,000-\$59,999	\$60,000-\$79,999	\$80,000-\$100,000	Over \$100,000
Clarendon	0	1	0	0	1
Lee	1	0	0	0	0
Sumter	0	5	2	0	0
Williamsburg	0	1	0	0	0
Total Salary Ranges		1	7	0	1
County Funding	FY 14-15	FY 15-16	FY 16-17	FY 17-18	
Clarendon	\$60,000	\$60,000	\$60,000	\$82,000	
Lee	\$40,000	\$40,000	\$40,000	\$40,000	
Sumter	\$225,000	\$225,000	\$225,000	\$225,000	
Williamsburg	\$31,852	\$31,852	\$31,853	\$35,756	
Other Funding					
Clarendon	\$0	\$0	\$0	\$0	
Lee	\$0	\$0	\$0	\$0	
Sumter	\$0	\$0	\$20,000	\$22,750	
Williamsburg	\$0	\$0	\$0	\$0	
Total Circuit Funding	\$356,852	\$356,852	\$376,853	\$405,506	

## 4th Circuit Summary

County	Position	FTE	PTE	FTC	PTC
Chesterfield	Public Defender	2	2	0	0
Darlington	Public Defender	3	0	0	0
Dillon	Public Defender	1	0	0	0
Marlboro	Public Defender	1	0	0	0
Total Public Defenders		7	2	0	0
Chesterfield	AA's/Sec	2	0	0	0
Darlington	AA's/Sec	1	0	0	0
Dillon	AA's/Sec	2	0	0	0
Marlboro	AA's/Sec	0	1	0	0
Total AA's/Sec		5	1	0	0
Chesterfield	Investigators	0	0	0	1
Darlington	Investigators	0	0	0	0
Dillon	Investigators	0	0	0	0
Marlboro	Investigators	0	0	0	0
Total Investigators		0	0	0	1
Chesterfield	Other Employees	0	0	0	0
Darlington	Other Employees	0	0	0	0
Dillon	Other Employees	0	0	0	0
Marlboro	Other Employees	0	0	0	0
Total Other Employees		0	0	0	0
Salary Ranges	Under \$40,000	\$40,000-\$59,999	\$60,000-\$79,999	\$80,000-\$100,000	Over \$100,000
Chesterfield	1	2	1	0	0
Darlington	0	2	1	0	0
Dillon	0	0	0	1	0
Marlboro	0	0	0	0	1
Total Salary Ranges		4	2	1	1
County Funding	FY 14-15	FY 15-16	FY 16-17	FY 17-18	
Chesterfield	\$43,528	\$118,527	\$122,527	\$136,500	
Darlington	\$125,000	\$140,000	\$144,000	\$145,000	
Dillon	\$54,000	\$54,000	\$54,000	\$59,000	
Marlboro	\$52,290	\$52,290	\$56,290	\$56,290	
Other Funding					
Chesterfield	\$0	\$0	\$0	\$0	
Darlington	\$0	\$0	\$0	\$0	
Dillon	\$0	\$0	\$0	\$1,000	
Marlboro	\$0	\$0	\$0	\$0	
Total Circuit Funding	\$274,818	\$364,817	\$376,817	\$397,790	

## 5th Circuit Summary

County	Position	FTE	PTE	FTC	PTC	
Kershaw	Public Defender	4	0	0	0	
Richland	Public Defender	35	0	0	0	
Total Public Defenders		39	0	0	0	
Kershaw	AA's/Sec	1	0	0	0	
Richland	AA's/Sec	11	0	0	0	
Total AA's/Sec		12	0	0	0	
Kershaw	Investigators	0	0	0	0	
Richland	Investigators	1	0	0	0	
Total Investigators		1	0	0	0	
Kershaw	Other Employees	0	0	0	0	
Richland	Other Employees	2	0	0	0	
Total Other Employees		2	0	0	0	
Salary Ranges	Under \$40,000	\$40,000-\$59,999	\$60,000-\$79,999	\$80,000-\$100,000	Over \$100,000	
Kershaw	2	0	2	0	0	
Richland	3	21	7	3	0	
Total Salary Ranges		5	21	9	3	0
County Funding		FY 14-15	FY 15-16	FY 16-17	FY 17-18	
Kershaw		\$100,000	\$100,000	\$150,000	\$200,000	
Richland		\$1,567,650	\$1,567,650	\$1,567,650	\$2,000,448	
Other Funding						
Kershaw		\$0	\$0	\$0	\$5,000	
Richland		\$0	\$100,000	\$100,000	\$230,000	
Total Circuit Funding		\$1,667,650	\$1,767,650	\$1,817,650	\$2,435,448	

## 6th Circuit Summary

County	Position	FTE	PTE	FTC	PTC
Chester	Public Defender	2	0	0	0
Fairfield	Public Defender	2	0	0	1
Lancaster	Public Defender	6	0	0	0
<b>Total Public Defenders</b>		<b>10</b>	<b>0</b>	<b>0</b>	<b>1</b>
Chester	AA's/Sec	1	0	0	0
Fairfield	AA's/Sec	0	0	0	0
Lancaster	AA's/Sec	2	0	0	0
<b>Total AA's/Sec</b>		<b>3</b>	<b>0</b>	<b>0</b>	<b>0</b>
Chester	Investigators	0	0	0	0
Fairfield	Investigators	0	0	0	0
Lancaster	Investigators	0	0	0	0
<b>Total Investigators</b>		<b>0</b>	<b>0</b>	<b>0</b>	<b>0</b>
Chester	Other Employees	0	0	0	0
Fairfield	Other Employees	0	0	0	0
Lancaster	Other Employees	0	0	0	0
<b>Total Other Employees</b>		<b>0</b>	<b>0</b>	<b>0</b>	<b>0</b>
<b>Salary Ranges</b>	<b>Under \$40,000</b>	<b>\$40,000-\$59,999</b>	<b>\$60,000-\$79,999</b>	<b>\$80,000-\$100,000</b>	<b>Over \$100,000</b>
Chester	0	1	1	0	0
Fairfield	0	0	1	1	0
Lancaster	0	3	2	0	0
<b>Total Salary Ranges</b>		<b>4</b>	<b>4</b>	<b>1</b>	<b>0</b>
<b>County Funding</b>	<b>FY 14-15</b>	<b>FY 15-16</b>	<b>FY 16-17</b>	<b>FY 17-18</b>	
Chester	\$58,000	\$58,000	\$58,000	\$105,980	
Fairfield	\$52,000	\$52,000	\$52,000	\$95,204	
Lancaster	\$127,000	\$127,000	\$189,500	\$300,827	
<b>Other Funding</b>					
Chester	\$0	\$0	\$0	\$9,600	
Fairfield	\$0	\$0	\$0	\$3,600	
Lancaster	\$0	\$0	\$0	\$7,500	
<b>Total Circuit Funding</b>		<b>\$237,000</b>	<b>\$237,000</b>	<b>\$299,500</b>	<b>\$522,711</b>

## 7th Circuit Summary

County	Position	FTE	PTE	FTC	PTC
Cherokee	Public Defender	3	0	0	1
Spartanburg	Public Defender	14	6	0	0

<b>Total Public Defenders</b>		<b>17</b>	<b>6</b>	<b>0</b>	<b>1</b>
-------------------------------	--	-----------	----------	----------	----------

Cherokee	AA's/Sec	1	0	0	0
Spartanburg	AA's/Sec	5	0	0	0

<b>Total AA's/Sec</b>		<b>6</b>	<b>0</b>	<b>0</b>	<b>0</b>
-----------------------	--	----------	----------	----------	----------

Cherokee	Investigators	0	0	0	0
Spartanburg	Investigators	3	0	0	0

<b>Total Investigators</b>		<b>3</b>	<b>0</b>	<b>0</b>	<b>0</b>
----------------------------	--	----------	----------	----------	----------

Cherokee	Other Employees	0	0	0	0
Spartanburg	Other Employees	3	0	0	0

<b>Total Other Employees</b>		<b>3</b>	<b>0</b>	<b>0</b>	<b>0</b>
------------------------------	--	----------	----------	----------	----------

Salary Ranges	Under \$40,000	\$40,000-\$59,999	\$60,000-\$79,999	\$80,000-\$100,000	Over \$100,000
Cherokee	0	2	0	0	1
Spartanburg	3	10	7	0	0

<b>Total Salary Ranges</b>	<b>3</b>	<b>12</b>	<b>7</b>	<b>0</b>	<b>1</b>
----------------------------	----------	-----------	----------	----------	----------

County Funding	FY 14-15	FY 15-16	FY 16-17	FY 17-18
Cherokee	\$140,000	\$140,000	\$140,000	\$140,000
Spartanburg	\$1,116,169	\$1,116,169	\$1,116,169	\$1,116,169

Other Funding				
Cherokee	\$0	\$0	\$0	\$6,000
Spartanburg	\$0	\$0	\$0	\$0

<b>Total Circuit Funding</b>	<b>\$1,256,169</b>	<b>\$1,256,169</b>	<b>\$1,256,169</b>	<b>\$1,262,169</b>
------------------------------	--------------------	--------------------	--------------------	--------------------

## 8th Circuit Summary

County	Position	FTE	PTE	FTC	PTC
Abbeville	Public Defender	1	0	0	0
Greenwood	Public Defender	4	0	0	2
Laurens	Public Defender	4	0	0	0
Newberry	Public Defender	0	0	0	1
<b>Total Public Defenders</b>		<b>9</b>	<b>0</b>	<b>0</b>	<b>3</b>
Abbeville	AA's/Sec	0	0	0	0
Greenwood	AA's/Sec	2	0	0	0
Laurens	AA's/Sec	1	0	0	0
Newberry	AA's/Sec	0	0	0	0
<b>Total AA's/Sec</b>		<b>3</b>	<b>0</b>	<b>0</b>	<b>0</b>
Abbeville	Investigators	0	0	0	0
Greenwood	Investigators	2	0	0	0
Laurens	Investigators	0	0	0	0
Newberry	Investigators	0	0	0	0
<b>Total Investigators</b>		<b>2</b>	<b>0</b>	<b>0</b>	<b>0</b>
Abbeville	Other Employees	0	0	0	0
Greenwood	Other Employees	0	0	0	0
Laurens	Other Employees	0	0	0	0
Newberry	Other Employees	0	0	0	0
<b>Total Other Employees</b>		<b>0</b>	<b>0</b>	<b>0</b>	<b>0</b>
<b>Salary Ranges</b>	<b>Under \$40,000</b>	<b>\$40,000-\$59,999</b>	<b>\$60,000-\$79,999</b>	<b>\$80,000-\$100,000</b>	<b>Over \$100,000</b>
Abbeville	0	1	0	0	0
Greenwood	2	3	0	0	0
Laurens	0	3	1	0	0
Newberry	0	0	0	0	1
<b>Total Salary Ranges</b>		<b>2</b>	<b>7</b>	<b>1</b>	<b>0</b>
<b>County Funding</b>		<b>FY 14-15</b>	<b>FY 15-16</b>	<b>FY 16-17</b>	<b>FY 17-18</b>
Abbeville		\$26,790	\$26,790	\$26,790	\$26,790
Greenwood		\$149,000	\$149,000	\$149,000	\$149,000
Laurens		\$76,000	\$86,000	\$86,000	\$86,000
Newberry		\$70,475	\$70,475	\$70,475	\$70,475
<b>Other Funding</b>					
Abbeville		\$0	\$0	\$0	\$2,500
Greenwood		\$0	\$0	\$0	\$1,000
Laurens		\$0	\$0	\$0	\$2,500
Newberry		\$0	\$0	\$0	\$0
<b>Total Circuit Funding</b>		<b>\$322,265</b>	<b>\$332,265</b>	<b>\$332,265</b>	<b>\$338,265</b>

## 9th Circuit Summary

County	Position	FTE	PTE	FTC	PTC
Berkeley	Public Defender	8	0	0	1
Charleston	Public Defender	29	2	0	0
<b>Total Public Defenders</b>		<b>37</b>	<b>2</b>	<b>0</b>	<b>1</b>
Berkeley	AA's/Sec	3	1	0	0
Charleston	AA's/Sec	10	0	0	0
<b>Total AA's/Sec</b>		<b>13</b>	<b>1</b>	<b>0</b>	<b>0</b>
Berkeley	Investigators	2	0	0	0
Charleston	Investigators	5	0	0	0
<b>Total Investigators</b>		<b>7</b>	<b>0</b>	<b>0</b>	<b>0</b>
Berkeley	Other Employees	1	0	0	0
Charleston	Other Employees	6	0	0	0
<b>Total Other Employees</b>		<b>7</b>	<b>0</b>	<b>0</b>	<b>0</b>
<b>Salary Ranges</b>	<b>Under \$40,000</b>	<b>\$40,000-\$59,999</b>	<b>\$60,000-\$79,999</b>	<b>\$80,000-\$100,000</b>	<b>Over \$100,000</b>
Berkeley	0	4	2	1	1
Charleston	2	11	11	2	4
<b>Total Salary Ranges</b>		<b>15</b>	<b>13</b>	<b>3</b>	<b>5</b>
<b>County Funding</b>	<b>FY 14-15</b>	<b>FY 15-16</b>	<b>FY 16-17</b>	<b>FY 17-18</b>	
Berkeley	\$326,268	\$376,699	\$393,274	\$504,007	
Charleston	\$2,925,961	\$2,984,480	\$3,029,247	\$3,130,000	
<b>Other Funding</b>					
Berkeley	\$0	\$0	\$0	\$0	
Charleston	\$50,000	\$50,000	\$50,000	\$142,889	
<b>Total Circuit Funding</b>		<b>\$3,302,229</b>	<b>\$3,411,179</b>	<b>\$3,472,521</b>	<b>\$3,776,896</b>

## 10th Circuit Summary

County	Position	FTE	PTE	FTC	PTC
Anderson	Public Defender	7	0	0	3
Oconee	Public Defender	3	0	0	1
<b>Total Public Defenders</b>		<b>10</b>	<b>0</b>	<b>0</b>	<b>4</b>
Anderson	AA's/Sec	3	1	0	0
Oconee	AA's/Sec	3	0	0	0
<b>Total AA's/Sec</b>		<b>6</b>	<b>1</b>	<b>0</b>	<b>0</b>
Anderson	Investigators	0	0	0	0
Oconee	Investigators	0	0	0	0
<b>Total Investigators</b>		<b>0</b>	<b>0</b>	<b>0</b>	<b>0</b>
Anderson	Other Employees	2	0	0	0
Oconee	Other Employees	0	0	0	0
<b>Total Other Employees</b>		<b>2</b>	<b>0</b>	<b>0</b>	<b>0</b>
<b>Salary Ranges</b>	<b>Under \$40,000</b>	<b>\$40,000-\$59,999</b>	<b>\$60,000-\$79,999</b>	<b>\$80,000-\$100,000</b>	<b>Over \$100,000</b>
Anderson	0	3	3	0	0
Oconee	0	1	0	2	0
<b>Total Salary Ranges</b>		<b>4</b>	<b>3</b>	<b>2</b>	<b>0</b>
<b>County Funding</b>		<b>FY 14-15</b>	<b>FY 15-16</b>	<b>FY 16-17</b>	<b>FY 17-18</b>
Anderson		\$328,900	\$328,900	\$338,775	\$338,775
Oconee		\$212,000	\$200,000	\$200,000	\$200,000
<b>Other Funding</b>					
Anderson		\$0	\$0	\$45,000	\$45,000
Oconee		\$0	\$0	\$2,600	\$6,400
<b>Total Circuit Funding</b>		<b>\$540,900</b>	<b>\$528,900</b>	<b>\$586,375</b>	<b>\$590,175</b>

## 11th Circuit Summary

County	Position	FTE	PTE	FTC	PTC
Edgefield	Public Defender	1	0	0	0
Lexington	Public Defender	13	0	0	0
McCormick	Public Defender	0	0	0	0
Saluda	Public Defender	1	0	0	0
Total Public Defenders		15	0	0	0
Edgefield	AA's/Sec	0	0	0	0
Lexington	AA's/Sec	6	0	0	0
McCormick	AA's/Sec	1	0	0	0
Saluda	AA's/Sec	0	0	0	0
Total AA's/Sec		7	0	0	0
Edgefield	Investigators	0	0	0	0
Lexington	Investigators	0	0	0	0
McCormick	Investigators	0	0	0	0
Saluda	Investigators	0	0	0	0
Total Investigators		0	0	0	0
Edgefield	Other Employees	0	0	0	0
Lexington	Other Employees	1	0	0	0
McCormick	Other Employees	0	0	0	0
Saluda	Other Employees	0	0	0	0
Total Other Employees		1	0	0	0
Salary Ranges	Under \$40,000	\$40,000-\$59,999	\$60,000-\$79,999	\$80,000-\$100,000	Over \$100,000
Edgefield	0	1	1	0	0
Lexington	0	9	3	0	1
McCormick	0	1	1	0	0
Saluda	0	1	0	0	0
Total Salary Ranges		0	12	5	1
County Funding		FY 14-15	FY 15-16	FY 16-17	FY 17-18
Edgefield		\$27,400	\$27,400	\$27,400	\$27,400
Lexington		\$386,500	\$514,306	\$514,306	\$543,932
McCormick		\$21,000	\$23,400	\$23,400	\$23,400
Saluda		\$20,000	\$22,400	\$20,000	\$22,400
Other Funding					
Edgefield		\$0	\$0	\$0	\$0
Lexington		\$0	\$0	\$0	\$0
McCormick		\$0	\$0	\$0	\$0
Saluda		\$0	\$0	\$0	\$0
Total Circuit Funding		\$454,900	\$587,506	\$585,106	\$617,132

## 12th Circuit Summary

County	Position	FTE	PTE	FTC	PTC
Florence	Public Defender	7	3	0	0
Marion	Public Defender	0	0	0	1
<b>Total Public Defenders</b>		<b>7</b>	<b>3</b>	<b>0</b>	<b>1</b>
Florence	AA's/Sec	3	0	0	0
Marion	AA's/Sec	1	0	0	0
<b>Total AA's/Sec</b>		<b>4</b>	<b>0</b>	<b>0</b>	<b>0</b>
Florence	Investigators	2	0	0	0
Marion	Investigators	0	0	0	0
<b>Total Investigators</b>		<b>2</b>	<b>0</b>	<b>0</b>	<b>0</b>
Florence	Other Employees	0	0	0	0
Marion	Other Employees	0	0	0	0
<b>Total Other Employees</b>		<b>0</b>	<b>0</b>	<b>0</b>	<b>0</b>
<b>Salary Ranges</b>	<b>Under \$40,000</b>	<b>\$40,000-\$59,999</b>	<b>\$60,000-\$79,999</b>	<b>\$80,000-\$100,000</b>	<b>Over \$100,000</b>
Florence	2	4	1	2	0
Marion	0	0	0	0	0
<b>Total Salary Ranges</b>		<b>4</b>	<b>1</b>	<b>2</b>	<b>0</b>
<b>County Funding</b>	<b>FY 14-15</b>	<b>FY 15-16</b>	<b>FY 16-17</b>	<b>FY 17-18</b>	
Florence	\$507,718	\$624,618	\$631,905	\$748,474	
Marion	\$60,240	\$62,889	\$64,394	\$64,179	
<b>Other Funding</b>					
Florence	\$20,000	\$20,000	\$20,000	\$23,600	
Marion	\$0	\$0	\$0	\$0	
<b>Total Circuit Funding</b>		<b>\$587,958</b>	<b>\$707,507</b>	<b>\$716,299</b>	<b>\$836,253</b>

## 13th Circuit Summary

County	Position	FTE	PTE	FTC	PTC
Greenville	Public Defender	14	0	0	8
Pickens	Public Defender	4	0	0	2
<b>Total Public Defenders</b>		<b>18</b>	<b>0</b>	<b>0</b>	<b>10</b>
Greenville	AA's/Sec	8	0	0	0
Pickens	AA's/Sec	2	0	0	0
<b>Total AA's/Sec</b>		<b>10</b>	<b>0</b>	<b>0</b>	<b>0</b>
Greenville	Investigators	0	1	0	0
Pickens	Investigators	0	0	0	0
<b>Total Investigators</b>		<b>0</b>	<b>1</b>	<b>0</b>	<b>0</b>
Greenville	Other Employees	2	0	0	0
Pickens	Other Employees	0	0	0	0
<b>Total Other Employees</b>		<b>2</b>	<b>0</b>	<b>0</b>	<b>0</b>
<b>Salary Ranges</b>	<b>Under \$40,000</b>	<b>\$40,000-\$59,999</b>	<b>\$60,000-\$79,999</b>	<b>\$80,000-\$100,000</b>	<b>Over \$100,000</b>
Greenville	0	4	9	0	1
Pickens	2	1	1	0	1
<b>Total Salary Ranges</b>		<b>5</b>	<b>10</b>	<b>0</b>	<b>2</b>
<b>County Funding</b>		<b>FY 14-15</b>	<b>FY 15-16</b>	<b>FY 16-17</b>	<b>FY 17-18</b>
Greenville		\$513,922	\$613,825	\$615,297	\$732,825
Pickens		\$95,941	\$98,003	\$96,847	\$183,805
<b>Other Funding</b>					
Greenville		\$0	\$0	\$0	\$0
Pickens		\$0	\$0	\$40,000	\$40,000
<b>Total Circuit Funding</b>		<b>\$609,863</b>	<b>\$711,828</b>	<b>\$752,144</b>	<b>\$956,630</b>

## 14th Circuit Summary

County	Position	FTE	PTE	FTC	PTC
Allendale	Public Defender	3	0	0	0
Beaufort	Public Defender	11	0	0	0
Colleton	Public Defender	3	0	0	0
Hampton	Public Defender	3	0	0	0
Jasper	Public Defender	3	0	0	0
<b>Total Public Defenders</b>		<b>23</b>	<b>0</b>	<b>0</b>	<b>0</b>
Allendale	AA's/Sec	1	0	0	0
Beaufort	AA's/Sec	2	0	0	0
Colleton	AA's/Sec	2	0	0	0
Hampton	AA's/Sec	1	0	0	0
Jasper	AA's/Sec	1	0	0	0
<b>Total AA's/Sec</b>		<b>7</b>	<b>0</b>	<b>0</b>	<b>0</b>
Allendale	Investigators	1	0	0	0
Beaufort	Investigators	2	0	0	0
Colleton	Investigators	1	0	0	0
Hampton	Investigators	1	0	0	0
Jasper	Investigators	0	0	0	0
<b>Total Investigators</b>		<b>5</b>	<b>0</b>	<b>0</b>	<b>0</b>
Allendale	Other Employees	0	0	0	0
Beaufort	Other Employees	0	0	0	0
Colleton	Other Employees	0	0	0	0
Hampton	Other Employees	0	0	0	0
Jasper	Other Employees	0	0	0	0
<b>Total Other Employees</b>		<b>0</b>	<b>0</b>	<b>0</b>	<b>0</b>
<b>Salary Ranges</b>	<b>Under \$40,000</b>	<b>\$40,000-\$59,999</b>	<b>\$60,000-\$79,999</b>	<b>\$80,000-\$100,000</b>	<b>Over \$100,000</b>
Allendale	0	0	2	1	0
Beaufort	0	1	8	2	0
Colleton	0	0	2	1	0
Hampton	0	2	1	1	0
Jasper	0	0	2	1	0
<b>Total Salary Ranges</b>		<b>3</b>	<b>15</b>	<b>6</b>	<b>0</b>
<b>County Funding</b>	<b>FY 14-15</b>	<b>FY 15-16</b>	<b>FY 16-17</b>	<b>FY 17-18</b>	
Allendale	\$20,000	\$20,000	\$20,000	\$20,000	
Beaufort	\$736,949	\$620,000	\$620,000	\$696,393	
Colleton	\$239,901	\$239,901	\$239,901	\$239,901	
Hampton	\$44,000	\$44,000	\$44,000	\$47,500	
Jasper	\$46,000	\$124,000	\$124,000	\$124,000	
<b>Other Funding</b>					
Allendale	\$0	\$0	\$0	\$0	
Beaufort	\$0	\$0	\$0	\$0	
Colleton	\$0	\$0	\$0	\$0	
Hampton	\$0	\$0	\$0	\$0	
Jasper	\$0	\$0	\$0	\$0	
<b>Total Circuit Funding</b>		<b>\$1,086,850</b>	<b>\$1,047,901</b>	<b>\$1,047,901</b>	<b>\$1,127,794</b>

## 15th Circuit Summary

County	Position	FTE	PTE	FTC	PTC
Georgetown	Public Defender	2	0	0	2
Horry	Public Defender	12	0	0	1

<b>Total Public Defenders</b>		<b>14</b>	<b>0</b>	<b>0</b>	<b>3</b>
-------------------------------	--	-----------	----------	----------	----------

Georgetown	AA's/Sec	1	0	0	0
Horry	AA's/Sec	10	0	0	0

<b>Total AA's/Sec</b>		<b>11</b>	<b>0</b>	<b>0</b>	<b>0</b>
-----------------------	--	-----------	----------	----------	----------

Georgetown	Investigators	0	1	0	0
Horry	Investigators	2	0	0	0

<b>Total Investigators</b>		<b>2</b>	<b>1</b>	<b>0</b>	<b>0</b>
----------------------------	--	----------	----------	----------	----------

Georgetown	Other Employees	0	0	0	0
Horry	Other Employees	0	0	0	0

<b>Total Other Employees</b>		<b>0</b>	<b>0</b>	<b>0</b>	<b>0</b>
------------------------------	--	----------	----------	----------	----------

Salary Ranges	Under \$40,000	\$40,000-\$59,999	\$60,000-\$79,999	\$80,000-\$100,000	Over \$100,000
Georgetown	0	0	1	1	0
Horry	0	4	5	2	0

<b>Total Salary Ranges</b>	<b>0</b>	<b>4</b>	<b>6</b>	<b>3</b>	<b>0</b>
----------------------------	----------	----------	----------	----------	----------

County Funding	FY 14-15	FY 15-16	FY 16-17	FY 17-18
Georgetown	\$126,100	\$126,100	\$156,100	\$156,100
Horry	\$1,067,214	\$1,067,214	\$989,354	\$1,172,214

Other Funding				
Georgetown	\$0	\$0	\$0	\$0
Horry	\$0	\$0	\$0	\$0

<b>Total Circuit Funding</b>	<b>\$1,193,314</b>	<b>\$1,193,314</b>	<b>\$1,145,454</b>	<b>\$1,328,314</b>
------------------------------	--------------------	--------------------	--------------------	--------------------

## 16th Circuit Summary

County	Position	FTE	PTE	FTC	PTC
Union	Public Defender	2	0	0	0
York	Public Defender	16	0	0	0

<b>Total Public Defenders</b>	<b>18</b>	<b>0</b>	<b>0</b>	<b>0</b>
-------------------------------	-----------	----------	----------	----------

Union	AA's/Sec	1	0	0	0
York	AA's/Sec	6	0	0	0

<b>Total AA's/Sec</b>	<b>7</b>	<b>0</b>	<b>0</b>	<b>0</b>
-----------------------	----------	----------	----------	----------

Union	Investigators	1	0	0	0
York	Investigators	3	0	0	0

<b>Total Investigators</b>	<b>4</b>	<b>0</b>	<b>0</b>	<b>0</b>
----------------------------	----------	----------	----------	----------

Union	Other Employees	0	0	0	0
York	Other Employees	0	0	0	0

<b>Total Other Employees</b>	<b>0</b>	<b>0</b>	<b>0</b>	<b>0</b>
------------------------------	----------	----------	----------	----------

Salary Ranges	Under \$40,000	\$40,000-\$59,999	\$60,000-\$79,999	\$80,000-\$100,000	Over \$100,000
Union	0	0	1	1	0
York	0	5	4	5	2

<b>Total Salary Ranges</b>	<b>0</b>	<b>5</b>	<b>5</b>	<b>6</b>	<b>2</b>
----------------------------	----------	----------	----------	----------	----------

County Funding	FY 14-15	FY 15-16	FY 16-17	FY 17-18
Union	\$27,950	\$93,056	\$100,822	\$120,410
York	\$1,071,932	\$1,236,433	\$1,287,737	\$1,373,465

Other Funding				
Union	\$0	\$0	\$0	\$0
York	\$15,000	\$15,000	\$74,790	\$76,353

<b>Total Circuit Funding</b>	<b>\$1,114,882</b>	<b>\$1,344,489</b>	<b>\$1,463,349</b>	<b>\$1,570,228</b>
------------------------------	--------------------	--------------------	--------------------	--------------------

## Public Defender Status as of June 30, 2017

Circuit	County	FTE	PTE	FTC	PTC	Grand Total Jun-17	Grand Total Jun-16	Grand Total Jun-15
1	Calhoun	0	1	0	1	1	0.5	0.5
1	Dorchester	7	1	0	2	8.5	8.5	7.5
1	Orangeburg	5	2	0	1	6.5	7.5	6.5
<b>Total for 1st Circuit</b>		<b>12</b>	<b>4</b>	<b>0</b>	<b>4</b>	<b>16</b>	<b>16.5</b>	<b>14.5</b>
2	Aiken	8	0	0	0	8	8	7
2	Bamberg	1	0	0	0	1	1	1
2	Barnwell	1	0	0	0	1	1	1
<b>Total for 2nd Circuit</b>		<b>10</b>	<b>0</b>	<b>0</b>	<b>0</b>	<b>10</b>	<b>10</b>	<b>9</b>
3	Clarendon*	1	0	0	0	1	1	1
3	Lee*	1	0	0	0	1	1	1
3	Sumter	7	1	0	1	8	7	7
3	Williamsburg	0	1	0	0	0.5	0.5	1
<b>Total for 3rd Circuit</b>		<b>9</b>	<b>2</b>	<b>0</b>	<b>1</b>	<b>10.5</b>	<b>9.5</b>	<b>10</b>
4	Chesterfield	2	2	0	0	3	2	2
4	Darlington	3	0	0	0	3	3	3
4	Dillon	1	0	0	0	1	1	1
4	Marlboro	1	0	0	0	1	1	1
<b>Total for 4th Circuit</b>		<b>7</b>	<b>2</b>	<b>0</b>	<b>0</b>	<b>8</b>	<b>7</b>	<b>7</b>
5	Kershaw	4	0	0	0	4	3	3
5	Richland	35	0	0	0	35	30	29
<b>Total for 5th Circuit</b>		<b>39</b>	<b>0</b>	<b>0</b>	<b>0</b>	<b>39</b>	<b>33</b>	<b>32</b>
6	Chester	2	0	0	1	2.5	2.5	2
6	Fairfield	2	0	0	1	2.5	2	1.5
6	Lancaster	6	0	0	0	6	5	5
<b>Total for 6th Circuit</b>		<b>10</b>	<b>0</b>	<b>0</b>	<b>2</b>	<b>11</b>	<b>9.5</b>	<b>8.5</b>
7	Cherokee	3	0	0	1	3.5	2.5	2
7	Spartanburg	14	6	0	0	17	14	14
<b>Total for 7th Circuit</b>		<b>17</b>	<b>6</b>	<b>0</b>	<b>1</b>	<b>20.5</b>	<b>16.5</b>	<b>16</b>
8	Abbeville	1	0	0	0	1	1	2
8	Greenwood	3	0	0	2	4	3.5	2
8	Laurens	4	0	0	0	4	3.5	2.5
8	Newberry	0	0	0	1	0.5	0.5	0.5
<b>Total for 8th Circuit</b>		<b>8</b>	<b>0</b>	<b>0</b>	<b>3</b>	<b>9.5</b>	<b>8.5</b>	<b>7</b>

Continued on next page...

Circuit	County	FTE	PTE	FTC	PTC	Grand Total Jun-17	Grand Total Jun-16	Grand Total Jun-15
9	Berkeley	8	0	0	1	8.5	6.5	6
9	Charleston	29	2	0	0	30	26	24.5
<b>Total for 9th Circuit</b>		<b>37</b>	<b>2</b>	<b>0</b>	<b>1</b>	<b>38.5</b>	<b>32.5</b>	<b>30.5</b>
10	Anderson	7	0	0	3	8.5	6	5
10	Oconee	3	0	0	1	3.5	3	3
<b>Total for 10th Circuit</b>		<b>10</b>	<b>0</b>	<b>0</b>	<b>4</b>	<b>12</b>	<b>9</b>	<b>8</b>
11	Edgefield**	1	0	0	0	1	1	1
11	Lexington	13	0	0	0	13	10	10
11	McCormick**	0	0	0	0	0	0	1
11	Saluda**	1	0	0	0	1	1	0
<b>Total for 11th Circuit</b>		<b>15</b>	<b>0</b>	<b>0</b>	<b>0</b>	<b>15</b>	<b>12</b>	<b>12</b>
12	Florence	7	3	0	0	8.5	7.5	6.5
12	Marion	0	0	0	1	0.5	0.5	0.5
<b>Total for 12th Circuit</b>		<b>7</b>	<b>3</b>	<b>0</b>	<b>1</b>	<b>9</b>	<b>8</b>	<b>7</b>
13	Greenville	14	0	0	8	18	15	15
13	Pickens	4	0	0	2	5	4	3
<b>Total for 13th Circuit</b>		<b>18</b>	<b>0</b>	<b>0</b>	<b>10</b>	<b>23</b>	<b>19</b>	<b>18</b>
14	Allendale***	1	0	0	0	1	1	1
14	Beaufort	11	0	0	0	11	10	8
14	Colleton	3	0	0	0	3	2	2
14	Hampton***	1	0	0	0	1	1	1
14	Jasper***	1	0	0	0	1	1	1
<b>Total for 14th Circuit</b>		<b>17</b>	<b>0</b>	<b>0</b>	<b>0</b>	<b>17</b>	<b>15</b>	<b>13</b>
15	Georgetown	2	0	0	2	3	2.5	2.5
15	Horry	12	0	0	1	12.5	11	11
<b>Total for 15th Circuit</b>		<b>14</b>	<b>0</b>	<b>0</b>	<b>3</b>	<b>15.5</b>	<b>13.5</b>	<b>13.5</b>
16	Union	2	0	0	0	2	2	2
16	York	16	0	0	0	16	15	13
<b>Total for 16th Circuit</b>		<b>18</b>	<b>0</b>	<b>0</b>	<b>0</b>	<b>18</b>	<b>17</b>	<b>15</b>
<b>Grand Total</b>		<b>248</b>	<b>19</b>	<b>0</b>	<b>30</b>	<b>272.5</b>	<b>236.5</b>	<b>221</b>

\*\*\*Allendale, Hampton and Jasper share three FTEs (marked 1 FTE in each)

## Public Defender Status as of June 30, 2016

Circuit	County	FTE	PTE	FTC	PTC	Grand Total Jun-16	Grand Total Jun-15	Grand Total Jun-14
1	Calhoun	0	1	0	0	0.5	0.5	0.5
1	Dorchester	7	1	0	2	8.5	7.5	8
1	Orangeburg	5	3	0	2	7.5	6.5	6.5
<b>Total for 1st Circuit</b>		<b>12</b>	<b>5</b>	<b>0</b>	<b>4</b>	<b>16.5</b>	<b>14.5</b>	<b>15</b>
2	Aiken	8	0	0	0	8	7	8
2	Bamberg	1	0	0	0	1	1	1
2	Barnwell	1	0	0	0	1	1	1
<b>Total for 2nd Circuit</b>		<b>10</b>	<b>0</b>	<b>0</b>	<b>0</b>	<b>10</b>	<b>9</b>	<b>10</b>
3	Clarendon*	1	0	0	0	1	1	1
3	Lee*	1	0	0	0	1	1	1
3	Sumter	6	1	0	1	7	7	7
3	Williamsburg	0	1	0	0	0.5	1	1
<b>Total for 3rd Circuit</b>		<b>8</b>	<b>2</b>	<b>0</b>	<b>1</b>	<b>9.5</b>	<b>10</b>	<b>10</b>
4	Chesterfield	2	0	0	0	2	2	2
4	Darlington	3	0	0	0	3	3	3
4	Dillon	1	0	0	0	1	1	1
4	Marlboro	1	0	0	0	1	1	1
<b>Total for 4th Circuit</b>		<b>7</b>	<b>0</b>	<b>0</b>	<b>0</b>	<b>7</b>	<b>7</b>	<b>7</b>
5	Kershaw	3	0	0	0	3	3	2
5	Richland	30	0	0	0	30	29	27
<b>Total for 5th Circuit</b>		<b>33</b>	<b>0</b>	<b>0</b>	<b>0</b>	<b>33</b>	<b>32</b>	<b>29</b>
6	Chester	2	0	0	1	2.5	2	2.5
6	Fairfield	1	1	0	1	2	1.5	1
6	Lancaster	5	0	0	0	5	5	4
<b>Total for 6th Circuit</b>		<b>8</b>	<b>1</b>	<b>0</b>	<b>2</b>	<b>9.5</b>	<b>8.5</b>	<b>7.5</b>
7	Cherokee	2	0	0	1	2.5	2	2
7	Spartanburg	11	6	0	0	14	14	15
<b>Total for 7th Circuit</b>		<b>13</b>	<b>6</b>	<b>0</b>	<b>1</b>	<b>16.5</b>	<b>16</b>	<b>17</b>
8	Abbeville	1	0	0	0	1	2	2
8	Greenwood	3	0	0	1	3.5	2	3
8	Laurens	3	0	0	1	3.5	2.5	2.5
8	Newberry	0	0	0	1	0.5	0.5	0.5
<b>Total for 8th Circuit</b>		<b>7</b>	<b>0</b>	<b>0</b>	<b>3</b>	<b>8.5</b>	<b>7</b>	<b>8</b>

Continued on next page...

Circuit	County	FTE	PTE	FTC	PTC	Grand Total	Grand Total	Grand Total
						Jun-16	Jun-15	Jun-14
9	Berkeley	6	0	0	1	6.5	6	5.5
9	Charleston	25	2	0	0	26	24.5	25.5
<b>Total for 9th Circuit</b>		<b>31</b>	<b>2</b>	<b>0</b>	<b>1</b>	<b>32.5</b>	<b>30.5</b>	<b>31</b>
10	Anderson	5	0	0	2	6	5	6
10	Oconee	3	0	0	0	3	3	3
<b>Total for 10th Circuit</b>		<b>8</b>	<b>0</b>	<b>0</b>	<b>2</b>	<b>9</b>	<b>8</b>	<b>9</b>
11	Edgefield**	1	0	0	0	1	1	1
11	Lexington	10	0	0	0	10	10	10
11	McCormick**	0	0	0	0	0	1	0
11	Saluda**	1	0	0	0	1	0	0
<b>Total for 11th Circuit</b>		<b>12</b>	<b>0</b>	<b>0</b>	<b>0</b>	<b>12</b>	<b>12</b>	<b>11</b>
12	Florence	6	3	0	0	7.5	6.5	6.5
12	Marion	0	0	0	1	0.5	0.5	0.5
<b>Total for 12th Circuit</b>		<b>6</b>	<b>3</b>	<b>0</b>	<b>1</b>	<b>8</b>	<b>7</b>	<b>7</b>
13	Greenville	11	0	0	8	15	15	14.5
13	Pickens	3	0	0	2	4	3	4
<b>Total for 13th Circuit</b>		<b>14</b>	<b>0</b>	<b>0</b>	<b>10</b>	<b>19</b>	<b>18</b>	<b>18.5</b>
14	Allendale***	1	0	0	0	1	1	1
14	Beaufort	10	0	0	0	10	8	8
14	Colleton	2	0	0	0	2	2	2
14	Hampton***	1	0	0	0	1	1	1
14	Jasper***	1	0	0	0	1	1	0
<b>Total for 14th Circuit</b>		<b>15</b>	<b>0</b>	<b>0</b>	<b>0</b>	<b>15</b>	<b>13</b>	<b>12</b>
15	Georgetown	2	0	0	1	2.5	2.5	2
15	Horry	11	0	0	0	11	11	10
<b>Total for 15th Circuit</b>		<b>13</b>	<b>0</b>	<b>0</b>	<b>1</b>	<b>13.5</b>	<b>13.5</b>	<b>12</b>
16	Union	2	0	0	0	2	2	2
16	York	15	0	0	0	15	13	13
<b>Total for 16th Circuit</b>		<b>17</b>	<b>0</b>	<b>0</b>	<b>0</b>	<b>17</b>	<b>15</b>	<b>15</b>
<b>Grand Total</b>		<b>214</b>	<b>19</b>	<b>0</b>	<b>26</b>	<b>236.5</b>	<b>221</b>	<b>219</b>

\*Clarendon and Lee share the same two FTEs (placed 1 FTE in each)

\*\*Edgefield, McCormick and Saluda share two FTEs (marked 1 FTE in Edgefield and 1 FTE in Saluda)

\*\*\*Allendale, Hampton and Jasper share three FTEs (marked 1 FTE in each)

## Public Defender Status as of June 30, 2015

Circuit	County	FTE	PTE	FTC	PTC	Grand Total Jun-15	Grand Total Jun-14	Grand Total Jun-13
1	Calhoun	0	1	0	0	0.5	0.5	0.5
1	Dorchester	6	1	0	2	7.5	8	8
1	Orangeburg	5	2	0	1	6.5	6.5	5.5
<b>Total for 1st Circuit</b>		<b>11</b>	<b>4</b>	<b>0</b>	<b>3</b>	<b>14.5</b>	<b>15</b>	<b>14</b>
2	Aiken	7	0	0	0	7	8	8
2	Bamberg	1	0	0	0	1	1	1
2	Barnwell	1	0	0	0	1	1	1
<b>Total for 2nd Circuit</b>		<b>9</b>	<b>0</b>	<b>0</b>	<b>0</b>	<b>9</b>	<b>10</b>	<b>10</b>
3	Clarendon	1	0	0	0	1	1	1.5
3	Lee	1	0	0	0	1	1	2
3	Sumter	6	1	0	1	7	7	6
3	Williamsburg	0	2	0	0	1	1	1
<b>Total for 3rd Circuit</b>		<b>8</b>	<b>3</b>	<b>0</b>	<b>1</b>	<b>10</b>	<b>10</b>	<b>10.5</b>
4	Chesterfield	2	0	0	0	2	2	2
4	Darlington	3	0	0	0	3	3	3
4	Dillon	1	0	0	0	1	1	2
4	Marlboro	1	0	0	0	1	1	1
<b>Total for 4th Circuit</b>		<b>7</b>	<b>0</b>	<b>0</b>	<b>0</b>	<b>7</b>	<b>7</b>	<b>8</b>
5	Kershaw	3	0	0	0	3	2	2
5	Richland	29	0	0	0	29	27	24.5
<b>Total for 5th Circuit</b>		<b>32</b>	<b>0</b>	<b>0</b>	<b>0</b>	<b>32</b>	<b>29</b>	<b>26.5</b>
6	Chester	2	0	0	0	2	2.5	2
6	Fairfield	1	1	0	0	1.5	1	1.5
6	Lancaster	5	0	0	0	5	4	4
<b>Total for 6th Circuit</b>		<b>8</b>	<b>1</b>	<b>0</b>	<b>0</b>	<b>8.5</b>	<b>7.5</b>	<b>7.5</b>
7	Cherokee	2	0	0	0	2	2	2
7	Spartanburg	11	6	0	0	14	15	14
<b>Total for 7th Circuit</b>		<b>13</b>	<b>6</b>	<b>0</b>	<b>0</b>	<b>16</b>	<b>17</b>	<b>16</b>
8	Abbeville	2	0	0	0	2	2	2
8	Greenwood	2	0	0	0	2	3	2
8	Laurens	2	0	0	1	2.5	2.5	2.5
8	Newberry	0	0	0	1	0.5	0.5	0.5
<b>Total for 8th Circuit</b>		<b>6</b>	<b>0</b>	<b>0</b>	<b>2</b>	<b>7</b>	<b>8</b>	<b>7</b>

Continued on next page...

Circuit	County	FTE	PTE	FTC	PTC	Grand Total	Grand Total	Grand Total
						Jun-15	Jun-14	Jun-13
9	Berkeley	5	1	0	1	6	5.5	5.5
9	Charleston	24	1	0	0	24.5	25.5	25.5
<b>Total for 9th Circuit</b>		<b>29</b>	<b>2</b>	<b>0</b>	<b>1</b>	<b>30.5</b>	<b>31</b>	<b>31</b>
10	Anderson	5	0	0	0	5	6	5
10	Oconee	3	0	0	0	3	3	3
<b>Total for 10th Circuit</b>		<b>8</b>	<b>0</b>	<b>0</b>	<b>0</b>	<b>8</b>	<b>9</b>	<b>8</b>
11	Edgefield	1	0	0	0	1	1	0
11	Lexington	10	0	0	0	10	10	8
11	McCormick	1	0	0	0	1	0	0
11	Saluda	0	0	0	0	0	0	1
<b>Total for 11th Circuit</b>		<b>14</b>	<b>0</b>	<b>0</b>	<b>0</b>	<b>12</b>	<b>11</b>	<b>9</b>
12	Florence	5	3	0	0	6.5	6.5	6.5
12	Marion	0	0	0	1	0.5	0.5	0.5
<b>Total for 12th Circuit</b>		<b>5</b>	<b>3</b>	<b>0</b>	<b>1</b>	<b>7</b>	<b>7</b>	<b>7</b>
13	Greenville	10	0	0	10	15	14.5	14
13	Pickens	2	0	0	2	3	4	4
<b>Total for 13th Circuit</b>		<b>12</b>	<b>0</b>	<b>0</b>	<b>12</b>	<b>18</b>	<b>18.5</b>	<b>18</b>
14	Allendale	1	0	0	0	1	1	0
14	Beaufort	8	0	0	0	8	8	8
14	Colleton	2	0	0	0	2	2	2
14	Hampton	1	0	0	0	1	1	3
14	Jasper	1	0	0	0	1	0	0
<b>Total for 14th Circuit</b>		<b>20</b>	<b>0</b>	<b>0</b>	<b>0</b>	<b>13</b>	<b>12</b>	<b>13</b>
15	Georgetown	2	0	0	1	2.5	2	2
15	Horry	11	0	0	0	11	10	11
<b>Total for 15th Circuit</b>		<b>13</b>	<b>0</b>	<b>0</b>	<b>1</b>	<b>13.5</b>	<b>12</b>	<b>13</b>
16	Union	2	0	0	0	2	2	2
16	York	13	0	0	0	13	13	14
<b>Total for 16th Circuit</b>		<b>15</b>	<b>0</b>	<b>0</b>	<b>0</b>	<b>15</b>	<b>15</b>	<b>16</b>
<b>Grand Total</b>		<b>210</b>	<b>19</b>	<b>0</b>	<b>21</b>	<b>221</b>	<b>219</b>	<b>214.5</b>

\*Clarendon and Lee share the same two FTEs (placed 1 FTE in each)

\*\*Edgefield, McCormick and Saluda share two FTEs (marked 1 FTE in Edgefield and 1 FTE in Edgefield)

\*\*\*Allendale, Hampton and Jasper share three FTEs (marked 1 FTE in each)

## Contract PD Amount as of July 1, 2016

Circuit	County	Under \$40,000	\$40,000-\$59,999	\$60,000-\$79,999	\$80,000-\$100,000	over \$100,000
1	Calhoun	\$ -	\$ -	\$ -	\$ -	\$ -
1	Dorchester	\$ 30,000.00	\$ -	\$ -	\$ -	\$ -
1	Dorchester	\$ 36,000.00	\$ -	\$ -	\$ -	\$ -
1	Orangeburg	\$ 24,000.00	\$ -	\$ -	\$ -	\$ -
Total for 1st Circuit		3	0	0	0	0
2	Aiken	\$ 400.00	\$ -	\$ -	\$ -	\$ -
2	Bamberg	\$ -	\$ -	\$ -	\$ -	\$ -
2	Barnwell	\$ -	\$ -	\$ -	\$ -	\$ -
Total for 2nd Circuit		1	0	0	0	0
3	Clarendon	\$ -	\$ -	\$ -	\$ -	\$ -
3	Lee	\$ 25,000.00	\$ -	\$ -	\$ -	\$ -
3	Sumter	\$ 49,375.00	\$ -	\$ -	\$ -	\$ -
3	Williamsburg	\$ -	\$ -	\$ -	\$ -	\$ -
Total for 3rd Circuit		2	0	0	0	0
4	Chesterfield	\$ -	\$ -	\$ -	\$ -	\$ -
4	Darlington	\$ -	\$ -	\$ -	\$ -	\$ -
4	Dillon	\$ -	\$ -	\$ -	\$ -	\$ -
4	Marlboro	\$ -	\$ -	\$ -	\$ -	\$ -
Total for 4th Circuit		0	0	0	0	0
5	Kershaw	\$ -	\$ -	\$ -	\$ -	\$ -
5	Richland	\$ -	\$ -	\$ -	\$ -	\$ -
Total for 5th Circuit		0	0	0	0	0
6	Chester	\$ -	\$ -	\$ -	\$ -	\$ -
6	Fairfield	\$ 12,000.00	\$ -	\$ -	\$ -	\$ -
6	Lancaster	\$ -	\$ -	\$ -	\$ -	\$ -
Total for 6th Circuit		1	0	0	0	0
7	Cherokee	\$ 24,000.00	\$ -	\$ -	\$ -	\$ -
7	Spartanburg	\$ -	\$ -	\$ -	\$ -	\$ -
Total for 7th Circuit		1	0	0	0	0
8	Abbeville	\$ -	\$ -	\$ -	\$ -	\$ -
8	Greenwood	\$ 18,000.00	\$ -	\$ -	\$ -	\$ -
8	Greenwood	\$ 24,000.00	\$ -	\$ -	\$ -	\$ -
8	Laurens	\$ -	\$ -	\$ -	\$ -	\$ -
8	Newberry	\$ -	\$ -	\$ -	\$ -	\$ 100,000.00
Total for 8th Circuit		2	0	0	0	1

Circuit	County	Under \$40,000	\$40,000-\$59,999	\$60,000-\$79,999	\$80,000-\$100,000	over \$100,000
Circuit	County					
9	Berkeley	\$ 26,000.00	\$ -	\$ -	\$ -	\$ -
9	Charleston	\$ -	\$ -	\$ -	\$ -	\$ -
Total for 9th Circuit		1	0	0	0	0
10	Anderson	\$ 30,000.00	\$ -	\$ -	\$ -	\$ -
10	Anderson	\$ 30,000.00	\$ -	\$ -	\$ -	\$ -
10	Anderson	\$ 35,000.00	\$ -	\$ -	\$ -	\$ -
10	Oconee	\$ 21,500.00	\$ -	\$ -	\$ -	\$ -
Total for 10th Circuit		4	0	0	0	0
11	Edgefield	\$ -	\$ -	\$ -	\$ -	\$ -
11	Lexington	\$ -	\$ -	\$ -	\$ -	\$ -
11	McCormick	\$ -	\$ -	\$ -	\$ -	\$ -
11	Saluda	\$ -	\$ -	\$ -	\$ -	\$ -
Total for 11th Circuit		0	0	0	0	0
12	Florence	\$ -	\$ -	\$ -	\$ -	\$ -
12	Marion	\$ -	\$ 40,643.00	\$ -	\$ -	\$ -
12	Marion	\$ -	\$ 40,643.00	\$ -	\$ -	\$ -
Total for 12th Circuit		0	2	0	0	0
13	Greenville	\$ -	\$ 40,000.00	\$ -	\$ -	\$ -
13	Greenville	\$ -	\$ 50,000.00	\$ -	\$ -	\$ -
13	Pickens	\$ -	\$ 40,000.00	\$ -	\$ -	\$ -
13	Pickens	\$ -	\$ 40,000.00	\$ -	\$ -	\$ -
Total for 13th Circuit		0	4	0	0	0
14	Allendale	\$ -	\$ -	\$ -	\$ -	\$ -
14	Beaufort	\$ -	\$ -	\$ -	\$ -	\$ -
14	Colleton	\$ -	\$ -	\$ -	\$ -	\$ -
14	Hampton	\$ -	\$ -	\$ -	\$ -	\$ -
14	Jasper	\$ -	\$ -	\$ -	\$ -	\$ -
Total for 14th Circuit		0	0	0	0	0
15	Georgetown	\$ 30,000.00	\$ -	\$ -	\$ -	\$ -
15	Georgetown	\$ 36,000.00	\$ -	\$ -	\$ -	\$ -
15	Horry	\$ 36,000.00	\$ -	\$ -	\$ -	\$ -
Total for 15th Circuit		3	0	0	0	0
16	Union	\$ -	\$ -	\$ -	\$ -	\$ -
16	York	\$ -	\$ -	\$ -	\$ -	\$ -
Total for 16th Circuit		0	0	0	0	0
Grand Total		18	6	0	0	1

## AA's and Secretary Status as of July 1, 2017

Circuit	County	FTE	PTE	FTC	PTC	Grand Total FY 16-17	Grand Total FY 15-16	Grand Total FY 14-15
1	Calhoun	0	0	0	0	0	0	0
1	Dorchester	3	0	0	1	3.5	3	3
1	Orangeburg	3	0	0	0	3	3	3
<b>Total for 1st Circuit</b>		<b>6</b>	<b>0</b>	<b>0</b>	<b>1</b>	<b>6.5</b>	<b>6</b>	<b>6</b>
2	Aiken	4	0	0	0	4	5	5
2	Bamberg	1	0	0	0	1	0	1
2	Barnwell	1	0	0	0	1	1	1
<b>Total for 2nd Circuit</b>		<b>6</b>	<b>0</b>	<b>0</b>	<b>0</b>	<b>6</b>	<b>6</b>	<b>7</b>
3	Clarendon	0	1	0	0	0.5	0.5	0.5
3	Lee	0	0	0	0	0	0	0.5
3	Sumter	2	0	0	0	2	2	2
3	Williamsburg	1	0	0	0	1	0	0
<b>Total for 3rd Circuit</b>		<b>3</b>	<b>1</b>	<b>0</b>	<b>0</b>	<b>3.5</b>	<b>2.5</b>	<b>3</b>
4	Chesterfield	2	0	0	0	2	2	1
4	Darlington	1	0	0	0	1	1	1
4	Dillon	2	0	0	0	2	2	1
4	Marlboro	0	1	0	0	0.5	1	1
<b>Total for 4th Circuit</b>		<b>5</b>	<b>1</b>	<b>0</b>	<b>0</b>	<b>5.5</b>	<b>6</b>	<b>4</b>
5	Kershaw	1	0	0	0	1	1	1
5	Richland	11	0	0	0	11	8	11
<b>Total for 5th Circuit</b>		<b>12</b>	<b>0</b>	<b>0</b>	<b>0</b>	<b>12</b>	<b>9</b>	<b>12</b>
6	Chester	1	0	0	0	1	1	1
6	Fairfield	0	0	0	0	0	0	0
6	Lancaster	2	0	0	0	2	2	2
<b>Total for 6th Circuit</b>		<b>3</b>	<b>0</b>	<b>0</b>	<b>0</b>	<b>3</b>	<b>3</b>	<b>3</b>
7	Cherokee	1	0	0	0	1	1	1
7	Spartanburg	5	0	0	0	5	3	3
<b>Total for 7th Circuit</b>		<b>6</b>	<b>0</b>	<b>0</b>	<b>0</b>	<b>6</b>	<b>4</b>	<b>4</b>
8	Abbeville	0	0	0	0	0	0	0
8	Greenwood	2	0	0	0	2	1	1
8	Laurens	1	0	0	0	1	1	1
8	Newberry	0	0	0	0	0	0	0
<b>Total for 8th Circuit</b>		<b>3</b>	<b>0</b>	<b>0</b>	<b>0</b>	<b>3</b>	<b>2</b>	<b>2</b>

Circuit	County	FTE	PTE	FTC	PTC	Grand Total FY 16-17	Grand Total FY 15-16	Grand Total FY 14-15
9	Berkeley	3	1	0	0	3.5	2.5	3
9	Charleston	10	0	0	0	10	10	9
<b>Total for 9th Circuit</b>		<b>13</b>	<b>1</b>	<b>0</b>	<b>0</b>	<b>13.5</b>	<b>12.5</b>	<b>12</b>
10	Anderson	3	1	0	0	3.5	2.5	2
10	Oconee	3	0	0	0	3	3.5	3
<b>Total for 10th Circuit</b>		<b>6</b>	<b>1</b>	<b>0</b>	<b>0</b>	<b>6.5</b>	<b>6</b>	<b>5</b>
11	Edgefield	0	0	0	0	0	0	1
11	Lexington	6	0	0	0	6	6	5
11	McCormick	1	0	0	0	1	1	1
11	Saluda	0	0	0	0	0	0	1
<b>Total for 11th Circuit</b>		<b>7</b>	<b>0</b>	<b>0</b>	<b>0</b>	<b>7</b>	<b>7</b>	<b>8</b>
12	Florence	3	0	0	0	3	3	2
12	Marion	1	0	0	0	1	1	1
<b>Total for 12th Circuit</b>		<b>4</b>	<b>0</b>	<b>0</b>	<b>0</b>	<b>4</b>	<b>4</b>	<b>3</b>
13	Greenville	8	0	0	0	8	5	8
13	Pickens	2	0	0	0	2	2	1
<b>Total for 13th Circuit</b>		<b>10</b>	<b>0</b>	<b>0</b>	<b>0</b>	<b>10</b>	<b>7</b>	<b>9</b>
14	Allendale	1	0	0	0	1	1	0
14	Beaufort	2	0	0	0	2	2	2
14	Colleton	2	0	0	0	2	2	2
14	Hampton	1	0	0	0	1	0	1
14	Jasper	1	0	0	0	1	0	0
<b>Total for 14th Circuit</b>		<b>7</b>	<b>0</b>	<b>0</b>	<b>0</b>	<b>7</b>	<b>5</b>	<b>5</b>
15	Georgetown	1	0	0	0	1	1	1
15	Horry	10	0	0	0	10	8	7.5
<b>Total for 15th Circuit</b>		<b>11</b>	<b>0</b>	<b>0</b>	<b>0</b>	<b>11</b>	<b>9</b>	<b>8.5</b>
16	Union	1	0	0	0	1	1	1
16	York	6	0	0	0	6	6	5
<b>Total for 16th Circuit</b>		<b>7</b>	<b>0</b>	<b>0</b>	<b>0</b>	<b>7</b>	<b>7</b>	<b>6</b>
<b>Grand Total</b>		<b>109</b>	<b>4</b>	<b>0</b>	<b>1</b>	<b>111.5</b>	<b>96</b>	<b>97.5</b>

## Investigator's Status as of July 1, 2017

Circuit	County	FTE	PTE	FTC	PTC	Grand Total FY 16-17	Grand Total FY 16-17	Grand Total FY 15-16
1	Calhoun	0	0	0	0	0	0	0
1	Dorchester	1	1	0	0	1.5	0.5	0.5
1	Orangeburg	0	0	0	1	0.5	0.5	0.5
Total for 1st Circuit		1	1	0	1	2	1	1
2	Aiken	2	0	0	0	2	2	2
2	Bamberg	0	0	0	0	0	0	0
2	Barnwell	1	0	0	0	1	0	0
Total for 2nd Circuit		3	0	0	0	3	2	2
3	Clarendon	0	0	0	0	0	0	0
3	Lee	0	0	0	0	0	0	0
3	Sumter	0	0	0	0	0	0	0
3	Williamsburg	0	0	0	0	0	0	0
Total for 3rd Circuit		0	0	0	0	0	0	0
4	Chesterfield	0	0	0	1	0.5	0	0
4	Darlington	0	0	0	0	0	0	0
4	Dillon	0	0	0	0	0	0	0
4	Marlboro	0	0	0	0	0	0	0
Total for 4th Circuit		0	0	0	1	0.5	0	0
5	Kershaw	0	0	0	0	0	0	0
5	Richland	1	0	0	0	1	1	1
Total for 5th Circuit		1	0	0	0	1	1	1
6	Chester	0	0	0	0	0	0	0
6	Fairfield	0	0	0	0	0	0	0
6	Lancaster	0	0	0	0	0	0	0
Total for 6th Circuit		0	0	0	0	0	0	0
7	Cherokee	0	0	0	0	0	0	0
7	Spartanburg	3	0	0	0	3	3	3
Total for 7th Circuit		3	0	0	0	3	3	3
8	Abbeville	0	0	0	0	0	0	0
8	Greenwood	2	0	0	0	2	1	1
8	Laurens	0	0	0	0	0	0	0
8	Newberry	0	0	0	0	0	0	0
Total for 8th Circuit		2	0	0	0	2	1	1

<b>Circuit</b>	<b>County</b>	<b>FTE</b>	<b>PTE</b>	<b>FTC</b>	<b>PTC</b>	<b>Grand Total FY 16-17</b>	<b>Grand Total FY 16-17</b>	<b>Grand Total FY 15-16</b>
	9 Berkeley	2	0	0	0	2	1	1
	9 Charleston	5	0	0	0	5	5	5
	<b>Total for 9th Circuit</b>	<b>7</b>	<b>0</b>	<b>0</b>	<b>0</b>	<b>7</b>	<b>6</b>	<b>6</b>
	10 Anderson	0	0	0	0	0	0	0
	10 Oconee	0	0	0	0	0	0	0
	<b>Total for 10th Circuit</b>	<b>0</b>	<b>0</b>	<b>0</b>	<b>0</b>	<b>0</b>	<b>0</b>	<b>0</b>
	11 Edgefield	0	0	0	0	0	0	0
	11 Lexington	0	0	0	0	0	0	0
	11 McCormick	0	0	0	0	0	0	0
	11 Saluda	0	0	0	0	0	0	0
	<b>Total for 11th Circuit</b>	<b>0</b>	<b>0</b>	<b>0</b>	<b>0</b>	<b>0</b>	<b>0</b>	<b>0</b>
	12 Florence	2	0	0	0	2	2	2
	12 Marion	0	0	0	0	0	0	0
	<b>Total for 12th Circuit</b>	<b>2</b>	<b>0</b>	<b>0</b>	<b>0</b>	<b>2</b>	<b>2</b>	<b>2</b>
	13 Greenville	0	1	0	0	0.5	0.5	1
	13 Pickens	0	0	0	0	0	1	0
	<b>Total for 13th Circuit</b>	<b>0</b>	<b>1</b>	<b>0</b>	<b>0</b>	<b>0.5</b>	<b>1.5</b>	<b>1</b>
	14 Allendale	1	0	0	0	1	0	0
	14 Beaufort	2	0	0	0	2	2	2
	14 Colleton	1	0	0	0	1	1	1
	14 Hampton	1	0	0	0	1	0	0
	14 Jasper	0	0	0	0	0	0	0
	<b>Total for 14th Circuit</b>	<b>5</b>	<b>0</b>	<b>0</b>	<b>0</b>	<b>5</b>	<b>3</b>	<b>3</b>
	15 Georgetown	0	1	0	0	0.5	0	0
	15 Horry	2	0	0	0	2	1	1
	<b>Total for 15th Circuit</b>	<b>2</b>	<b>1</b>	<b>0</b>	<b>0</b>	<b>2.5</b>	<b>1</b>	<b>1</b>
	16 Union	1	0	0	0	1	0	0
	16 York	3	0	0	0	3	2.5	2.5
	<b>Total for 16th Circuit</b>	<b>4</b>	<b>0</b>	<b>0</b>	<b>0</b>	<b>4</b>	<b>2.5</b>	<b>2.5</b>
	<b>Grand Total</b>	<b>30</b>	<b>3</b>	<b>0</b>	<b>2</b>	<b>32.5</b>	<b>24</b>	<b>23.5</b>

## Other Employees status as of July 1, 2017

Circuit	County	Title	FTE	PTE	FTC	PTC	Grand Total
1	Calhoun		0	0	0	0	0
1	Dorchester		0	0	0	0	0
1	Orangeburg		0	0	0	0	0
Total for 1st Circuit			0	0	0	0	0
2	Aiken	Paralegal	1	0	0	0	1
2	Aiken	Legal Secretary	1	0	0	0	1
2	Bamberg		0	0	0	0	0
2	Barnwell		0	0	0	0	0
Total for 2nd Circuit			2	0	0	0	2
3	Clarendon		0	0	0	0	0
3	Lee		0	0	0	0	0
3	Sumter	Circuit Wide EE's (Office Manager & AA's)	4	0	0	0	4
3	Williamsburg		0	0	0	0	0
Total for 3rd Circuit			4	0	0	0	4
4	Chesterfield		0	0	0	0	0
4	Darlington		0	0	0	0	0
4	Dillon		0	0	0	0	0
4	Marlboro		0	0	0	0	0
Total for 4th Circuit			0	0	0	0	0
5	Kershaw		0	0	0	0	0
5	Richland	Receptionists	1	0	0	0	1
5	Richland	Runners	1	0	0	0	1
Total for 5th Circuit			2	0	0	0	2
6	Chester		0	0	0	0	0
6	Fairfield		0	0	0	0	0
6	Lancaster		0	0	0	0	0
Total for 6th Circuit			0	0	0	0	0
7	Cherokee		0	0	0	0	0
7	Spartanburg	Jail Interviewers	2	0	0	0	2
7	Spartanburg	Court Coordinator	1	0	0	0	1
Total for 7th Circuit			3	0	0	0	3

<b>Circuit</b>	<b>County</b>	<b>Title</b>	<b>FTE</b>	<b>PTE</b>	<b>FTC</b>	<b>PTC</b>	<b>Grand Total</b>
	8 Abbeville		0	0	0	0	0
	8 Greenwood		0	0	0	0	0
	8 Laurens		0	0	0	0	0
	8 Newberry		0	0	0	0	0
	<b>Total for 8th Circuit</b>		<b>0</b>	<b>0</b>	<b>0</b>	<b>0</b>	<b>0</b>
	9 Berkeley	Other	1	0	0	0	1
	9 Charleston	Docket Coordinator	1	0	0	0	1
	9 Charleston	Case Management	2	0	0	0	2
	9 Charleston	Sentencing Specialist	1	0	0	0	1
	9 Charleston	Administrators/Mngrs	2	0	0	0	2
	<b>Total for 9th Circuit</b>		<b>7</b>	<b>0</b>	<b>0</b>	<b>0</b>	<b>7</b>
	10 Anderson	Jail Coordinator	1	0	0	0	1
	10 Anderson	Receptionist	1	0	0	0	1
	10 Oconee		0	0	0	0	0
	<b>Total for 10th Circuit</b>		<b>2</b>	<b>0</b>	<b>0</b>	<b>0</b>	<b>2</b>
	11 Edgefield		0	0	0	0	0
	11 Lexington	Other	1	0	0	0	1
	11 McCormick		0	0	0	0	0
	11 Saluda		0	0	0	0	0
	<b>Total for 11th Circuit</b>		<b>1</b>	<b>0</b>	<b>0</b>	<b>0</b>	<b>1</b>
	12 Florence		0	0	0	0	0
	12 Marion		0	0	0	0	0
	<b>Total for 12th Circuit</b>		<b>0</b>	<b>0</b>	<b>0</b>	<b>0</b>	<b>0</b>
	13 Greenville	Office Manager	1	0	0	0	1
	13 Greenville	Receptionist	1	0	0	0	1
	13 Pickens		0	0	0	0	0
	<b>Total for 13th Circuit</b>		<b>2</b>	<b>0</b>	<b>0</b>	<b>0</b>	<b>2</b>
	14 Allendale		0	0	0	0	0
	14 Beaufort		0	0	0	0	0
	14 Colleton		0	0	0	0	0
	14 Hampton		0	0	0	0	0
	14 Jasper		0	0	0	0	0
	<b>Total for 14th Circuit</b>		<b>0</b>	<b>0</b>	<b>0</b>	<b>0</b>	<b>0</b>

<b>Circuit</b>	<b>County</b>	<b>Title</b>	<b>FTE</b>	<b>PTE</b>	<b>FTC</b>	<b>PTC</b>	<b>Grand Total</b>
15	Georgetown		0	0	0	0	0
15	Horry		0	0	0	0	0
<b>Total for 15th Circuit</b>			<b>0</b>	<b>0</b>	<b>0</b>	<b>0</b>	<b>0</b>
16	Union		0	0	0	0	0
16	York		0	0	0	0	0
<b>Total for 16th Circuit</b>			<b>0</b>	<b>0</b>	<b>0</b>	<b>0</b>	<b>0</b>
<b>Grand Total</b>			<b>23</b>	<b>0</b>	<b>0</b>	<b>0</b>	<b>23</b>

## Salary for Public Defenders as of July 1, 2017

Circuit	County	Under \$40,000	\$40,000-\$59,999	\$60,000-\$79,999	\$80,000-\$100,000	over \$100,000
1	Calhoun	2	0	0	0	0
1	Dorchester	3	1	3	1	1
1	Orangeburg	2	3	2	1	0
Total for 1st Circuit		7	4	5	2	1
2	Aiken	0	5	1	1	0
2	Bamberg	0	0	1	0	0
2	Barnwell	0	0	0	1	0
Total for 2nd Circuit		0	5	2	2	0
3	Clarendon	0	1	0	0	1
3	Lee	1	0	0	0	0
3	Sumter	0	5	2	0	0
3	Williamsburg	0	1	0	0	0
Total for 3rd Circuit		1	7	2	0	1
4	Chesterfield	1	2	1	0	0
4	Darlington	0	2	1	0	0
4	Dillon	0	0	0	1	0
4	Marlboro	0	0	0	0	1
Total for 4th Circuit		1	4	2	1	1
5	Kershaw	2	0	2	0	0
5	Richland	3	21	7	3	0
Total for 5th Circuit		5	21	9	3	0
6	Chester	0	1	1	0	0
6	Fairfield	0	0	1	1	0
6	Lancaster	0	3	2	0	0
Total for 6th Circuit		0	4	4	1	0
7	Cherokee	0	2	0	0	1
7	Spartanburg	3	10	7	0	0
Total for 7th Circuit		3	12	7	0	1
8	Abbeville	0	1	0	0	0
8	Greenwood	2	3	0	0	0
8	Laurens	0	3	1	0	0
8	Newberry	0	0	0	0	1
Total for 8th Circuit		2	7	1	0	1

Circuit	County	Under \$40,000	\$40,000-\$59,999	\$60,000-\$79,999	\$80,000-\$100,000	over \$100,000
9	Berkeley	0	4	2	1	1
9	Charleston	2	11	11	2	4
Total for 9th Circuit		2	15	13	3	5
10	Anderson	0	3	3	0	0
10	Oconee	0	1	0	2	0
Total for 10th Circuit		0	4	3	2	0
11	Edgefield	0	1	1	0	0
11	Lexington	0	9	3	0	1
11	McCormick	0	1	1	0	0
11	Saluda	0	1	0	0	0
Total for 11th Circuit		0	12	5	0	1
12	Florence	2	4	1	2	0
12	Marion	0	0	0	0	0
Total for 12th Circuit		2	4	1	2	0
13	Greenville	0	4	9	0	1
13	Pickens	2	1	1	0	1
Total for 13th Circuit		2	5	10	0	2
14	Allendale	0	0	2	1	0
14	Beaufort	0	1	8	2	0
14	Colleton	0	0	2	1	0
14	Hampton	0	2	1	1	0
14	Jasper	0	0	2	1	0
Total for 14th Circuit		0	3	15	6	0
15	Georgetown	0	0	1	1	0
15	Horry	0	4	5	2	0
Total for 15th Circuit		0	4	6	3	0
16	Union	0	0	1	1	0
16	York	0	5	4	5	2
Total for 16th Circuit		0	5	5	6	2
Grand Total		25	116	90	31	15

**Representation Routinely Provided by PD 17-18**

Circuit	County	Magistrate Court Y/N OSTC*	Specific Types of Cases	Reasons Representation Is Not Provided	Attorneys Assigned to Magistrate	Attorneys Assigned to Municipal	Attorneys Assigned to Both Magistrate and Municipal	Dedicated County Funding for Magistrate Court	Bond Hearing Y/N	Pre-Trial Release Increase with Bond Hearing Y/N	Explain
1	Calhoun	Yes							N	Y	Earlier in better we can help client provide better information to the magistrate.
1	Dorchester	Yes			1	1		37,500.00	N	Y	Early representation benefits the client and we could provide better information to the magistrate.
1	Orangeburg	Yes			1	1			N	Y	This is obvious: an attorney at the earliest date can increase the protection of the client and provide the magistrate with more complete information about the client.

**Representation Routinely Provided by PD 17-18**

Circuit	County	Magistrate Court Y/N OSTC*	Specific Types of Cases	Reasons Representation Is Not Provided	Attorneys Assigned to Magistrate	Attorneys Assigned to Municipal	Attorneys Assigned to Both Magistrate and Municipal	Dedicated County Funding for Magistrate Court	Bond Hearing Y/N	Pre-Trial Release Increase with Bond Hearing Y/N	Explain
2	Aiken	Yes					X		N	Y	We could deal with special circumstances upon arrest instead of dealing with them later.
2	Bamberg	Yes							N	Y	We could deal with special circumstances upon arrest instead of dealing with them later.
2	Barnwell	Yes							N	N	We could deal with special circumstances upon arrest instead of dealing with them later.

**Representation Routinely Provided by PD 17-18**

Circuit	County	Magistrate Court Y/N OSTC*	Specific Types of Cases	Reasons Representation Is Not Provided	Attorneys Assigned to Magistrate	Attorneys Assigned to Municipal	Attorneys Assigned to Both Magistrate and Municipal	Dedicated County Funding for Magistrate Court	Bond Hearing Y/N	Pre-Trial Release Increase with Bond Hearing Y/N	Explain
3	Clarendon	No		No funding = no public defender					N	N	Overall bonds are given based upon the push to keep incarceration costs down, so only a select few cases would be impacted, maybe 10% of the cases when defendants are not automatically given a reasonable bond, which might mean 2% 5% of all pd cases.
3	Lee	Yes	Centralized city dul 1st and cdv 1st						N	N	Maybe- would vary by judge
		only specific types of cases									
3	Sumter	Yes	Dul 1st and cdv 1st k/n/a cdv 3rd degree	Not funded for it, not enough pd's					N	N	Possibly to a very limited extent but not enough to justify starting to do it.
		only specific types of cases									
3	Williamsburg	Yes	Dul 1st-						N	N	Reasonable bonds are normally given without representation
		only specific types of cases									

**Representation Routinely Provided by PD 17-18**

Circuit	County	Magistrate Court Y/N OSTC*	Specific Types of Cases	Reasons Representation Is Not Provided	Attorneys Assigned to Magistrate	Attorneys Assigned to Municipal	Attorneys Assigned to Both Magistrate and Municipal	Dedicated County Funding for Magistrate Court	Bond Hearing Y/N	Pre-Trial Release Increase with Bond Hearing Y/N	Explain
4	Chesterfield	No	Those as dictated by rule 602 scrc	Not requested to do so by either county or court					N	N	We actively review same at present to encourage said release
		only specific types of cases									
4	Darlington	No	Those as dictated by rule 602 scrc	Either few or no request by magistrate court to do so.					N	N	We actively review same at present to encourage said release
		only specific types of cases									
4	Dillon	No	Those as dictated by rule 602 scrc	No request to do so.					N	N	We actively review same at present to encourage said release
		only specific types of cases									
4	Marlboro	No	Those as dictated by rule 602 scrc	No request to do so.					N	N	We actively review same at present to encourage said release
		only specific types of cases									

**Representation Routinely Provided by PD 17-18**

Circuit	County	Magistrate Court Y/N OSTC*	Specific Types of Cases	Reasons Representation is Not Provided	Attorneys Assigned to Magistrate	Attorneys Assigned to Municipal	Attorneys Assigned to Both Magistrate and Municipal	Dedicated County Funding for Magistrate Court	Bond Hearing Y/N	Pre-Trial Release Increase with Bond Hearing Y/N	Explain
5	Kershaw	Yes					2		N	Y	Additional Information would enhance likelihood of pretrial release.
5	Richland	Yes			2	2			N	Y	Advocacy would result in lower bonds.

**Representation Routinely Provided by PD 17-18**

Circuit	County	Magistrate Court Y/N OSTC*	Specific Types of Cases	Reasons Representation Is Not Provided	Attorneys Assigned to Magistrate	Attorneys Assigned to Municipal	Attorneys Assigned to Both Magistrate and Municipal	Dedicated County Funding for Magistrate Court	Bond Hearing Y/N	Pre-Trial Release Increase with Bond Hearing Y/N	Explain
5	Chester	Yes							N	N	
6	Fairfield	Yes							N	N	
6	Lancaster	Yes							N	N	
7	Cherokee	Yes					1		N	N	The summary court judges seem to have a set idea about what type of bonds to set and in what amount, regardless of whether the defendant is represented or not.
7	Spartanburg	Yes			2	1		137,218.00	N	N	The summary court judges seem to have a set idea about what types of bonds to set and in what amount, regardless of whether the defendant is represented or not.

**Representation Routinely Provided by PD 17-18**

Circuit	County	Magistrate Court Y/N OSTC*	Specific Types of Cases	Reasons Representation Is Not Provided	Attorneys Assigned to Magistrate	Attorneys Assigned to Municipal	Attorneys Assigned to Both Magistrate and Municipal	Dedicated County Funding for Magistrate Court	Bond Hearing Y/N	Pre-Trial Release Increase with Bond Hearing Y/N	Explain
8	Abbeville	Yes			1	1			N	Y	We are currently too short-staffed to provide representation at initial bond hearings. however, we do frequently request bond hearings in general sessions court for our clients who request a bond setting or bond reduction, and those are heard at the next available term after we are appointed. representation at the initial bond hearing would likely increase pre-trial release in some cases, but we achieve what we believe would be similar results by having quick bond reduction hearings in general sessions court.
8	Greenwood	Yes			1	1			N	Y	We are currently too short-staffed to provide representation at initial bond hearings. however, we frequently request bond hearings in general sessions court for our client who request a bond setting or bond reduction, and those are heard at the next available term after we are appointed. representation at the initial bond hearing would likely increase pre-trial release in some case, but we achieve what we believe would be similar results by having bond hearings as soon as possible after our appointment in general sessions court.

**Representation Routinely Provided by PD 17-18**

Circuit	County	Magistrate Court Y/N OSTC*	Specific Types of Cases	Reasons Representation Is Not Provided	Attorneys Assigned to Magistrate	Attorneys Assigned to Municipal	Attorneys Assigned to Both Magistrate and Municipal	Dedicated County Funding for Magistrate Court	Bond Hearing Y/N	Pre-Trial Release Increase with Bond Hearing Y/N	Explain
8	Laurens	Yes			1	1			N	Y	We are currently too short-staffed to provide representation at initial bond hearings. however, we frequently request bond hearings in general sessions court for our clients who request a bond setting or bond reduction, and those are heard at the next available term after we are appointed. representation at the initial bond hearing would likely increase pre-trial release in some cases, but we achieve what we believe would be similar results by having prompt hearings in general sessions court.
8	Newberry	Yes			1				N	Y	With only one attorney in newberry county, we are unable to provide representation at initial bond hearings. however, we frequently request bond hearings in general sessions court for our clients who need a bond set or bond reduced, and those are heard at the next available term after we are appointed. representation at the initial bond hearing would likely increase pre-trial release in some cases, but we achieve what we believe would be similar results by having prompt hearings in general sessions court.

**Representation Routinely Provided by PD 17-18**

Circuit	County	Magistrate Court Y/N OSTC*	Specific Types of Cases	Reasons Representation Is Not Provided	Attorneys Assigned to Magistrate	Attorneys Assigned to Municipal	Attorneys Assigned to Both Magistrate and Municipal	Dedicated County Funding for Magistrate Court	Bond Hearing Y/N	Pre-Trial Release Increase with Bond Hearing Y/N	Explain
9	Berkeley	Yes		****clarification for question above**** the circuit public defender contracted with a local private attorney to routinely provide representation in magistrate courts for indigents who request a public defender.	1			26,000.00	N	Y	Studies show that represented parties get lower bond on average.
9	Charleston	Yes			1				Y	Y	Yes, because studies show that represented parties get lower bond on average, the ninth circuit public defender applied for the macarthur grant and was awarded it, this grant is providing three attorneys to represent clients at bond court. our experience since march 2017, when we began to appear with indigent defendants, dramatically confirms that our representation results in more informed and often lower bond amounts. our lawyers gather and present information about residential and work history that gives the court reliable information to base their risk assessment on.

**Representation Routinely Provided by PD 17-18**

Circuit	County	Magistrate Court Y/N OSTC*	Specific Types of Cases	Reasons Representation Is Not Provided	Attorneys Assigned to Magistrate	Attorneys Assigned to Municipal	Attorneys Assigned to Both Magistrate and Municipal	Dedicated County Funding for Magistrate Court	Bond Hearing Y/N	Pre-Trial Release Increase with Bond Hearing Y/N	Explain
11	Edgefield	Yes							N	Y	It would help with the setting of bond.
11	Lexington	Yes							N	Y	
11	McCormick	Yes							N	Y	
11	Saluda	Yes							N	Y	
12	Florence	Yes					1		N	Y	It has been my experience that the magistrates and municipal court judges will set more reasonable bonds if an attorney is present with the defendant and can speak to the appropriate factors in setting a bond of which the defendant may not be aware.
12	Marion	Yes							N	Y	It has been my experience that the magistrates and municipal court judges will set more reasonable bonds if an attorney is present with the defendant and can speak to the appropriate factors in setting a bond of which the defendant may not be aware.

**Representation Routinely Provided by PD 17-18**

Circuit	County	Magistrate Court Y/N OSTC*	Specific Types of Cases	Reasons Representation Is Not Provided	Attorneys Assigned to Magistrate	Attorneys Assigned to Municipal	Attorneys Assigned to Both Magistrate and Municipal	Dedicated County Funding for Magistrate Court	Bond Hearing Y/N	Pre-Trial Release Increase with Bond Hearing Y/N	Explain
13	Greenville	Yes			1	1			Y	Y	We represent defendants in general sessions bond court. we do not represent defendants at first appearance before the magistrate after arrest.
13	Pickens	Yes			1	1			Y	Y	We represent defendants in general sessions bond court. we do not represent defendants at first appearance before the magistrate after arrest.

**Representation Routinely Provided by PD 17-18**

Circuit	County	Magistrate Court Y/N OSTC*	Specific Types of Cases	Reasons Representation Is Not Provided	Attorneys Assigned to Magistrate	Attorneys Assigned to Municipal	Attorneys Assigned to Both Magistrate and Municipal	Dedicated County Funding for Magistrate Court	Bond Hearing Y/N	Pre-Trial Release Increase with Bond Hearing Y/N	Explain
14	Allendale	Yes							N	Y	It is my opinion that pre-trial release would increase if defendants were provided an attorney at bond hearings.
14	Beaufort	Yes							N	Y	It is my opinion that pre-trial release would increase if defendants were provided an attorney at bond hearings.
14	Colleton	Yes						0	N	Y	It is my opinion that pre-trial release would increase if defendants were provided an attorney at bond hearings.
14	Hampton	Yes						0	N	Y	Yes, but staffing and funding is not available. It is my opinion that pre-trial release would increase if defendants were provided an attorney at bond hearing.
14	Jasper	Yes		Cases that have accompanying gs charges are moved up to gs. we do not provide representation for lack of funding by municipalities, lack of staffing and we are not insured in municipal courts.				0	N	Y	It is my opinion that pre-trial release would increase if defendants were provided an attorney at bond hearings.

**Representation Routinely Provided by PD 17-18**

Circuit	County	Magistrate Court Y/N OSTC*	Specific Types of Cases	Reasons Representation Is Not Provided	Attorneys Assigned to Magistrate	Attorneys Assigned to Municipal	Attorneys Assigned to Both Magistrate and Municipal	Dedicated County Funding for Magistrate Court	Bond Hearing Y/N	Pre-Trial Release Increase with Bond Hearing Y/N	Explain
15	Georgetown	Only specific types of cases	Upon request of the municipal judge.	Josh edgeworth, contract attorney does family court and magistrate court in georgetown county.					N	Y	Maybe some clients would fare better if we were in magistrates court.
15	Horry	Yes	Upon request of the municipal judge						N	N	

**Representation Routinely Provided by PD 17-18**

Circuit	County	Magistrate Court Y/N OSTC*	Specific Types of Cases	Reasons Representation Is Not Provided	Attorneys Assigned to Magistrate	Attorneys Assigned to Municipal	Attorneys Assigned to Both Magistrate and Municipal	Dedicated County Funding for Magistrate Court	Bond Hearing Y/N	Pre-Trial Release Increase with Bond Hearing Y/N	Explain
16	Union	Yes							N	N	
		no									
16	York	Yes							N	N	
*OSTC = Only Specific Types of Cases											

**Specific Attorney Assigned to Magistrate, Municipal, or Combined Courts  
FY 17-18**

<b>Circuit</b>	<b>County</b>	<b>Magistrate Court</b>	<b>Municipal Court</b>	<b>Combined Court</b>
1	Calhoun	0	0	0
1	Dorchester	0	0	0
1	Orangeburg	0	0	0
<b>Total for 1st Circuit</b>		<b>0</b>	<b>0</b>	<b>0</b>
2	Aiken	0	0	0
2	Bamberg	0	0	0
2	Barnwell	0	0	0
<b>Total for 2nd Circuit</b>		<b>0</b>	<b>0</b>	<b>0</b>
3	Clarendon	0	0	0
3	Lee	0	0	0
3	Sumter	0	0	0
3	Williamsburg	0	0	0
<b>Total for 3rd Circuit</b>		<b>0</b>	<b>0</b>	<b>0</b>
4	Chesterfield	0	0	0
4	Darlington	0	0	0
4	Dillon	0	0	0
4	Marlboro	0	0	0
<b>Total for 4th Circuit</b>		<b>0</b>	<b>0</b>	<b>0</b>
5	Kershaw	0	0	0
5	Richland	0	0	0
<b>Total for 5th Circuit</b>		<b>0</b>	<b>0</b>	<b>0</b>
6	Chester	0	0	0
6	Fairfield	0	0	0
6	Lancaster	0	0	0
<b>Total for 6th Circuit</b>		<b>0</b>	<b>0</b>	<b>0</b>
7	Cherokee	0	0	1
7	Spartanburg	2	1	0
<b>Total for 7th Circuit</b>		<b>2</b>	<b>1</b>	<b>1</b>

**Specific Attorney Assigned to Magistrate, Municipal, or Combined Courts  
FY 17-18**

<b>Circuit</b>	<b>County</b>	<b>Magistrate Court</b>	<b>Municipal Court</b>	<b>Combined Court</b>
8	Abbeville	0	0	0
8	Greenwood	0	0	0
8	Laurens	0	0	0
8	Newberry	0	0	0
<b>Total for 8th Circuit</b>		<b>0</b>	<b>0</b>	<b>0</b>
9	Berkeley	0	0	0
9	Charleston	0	0	0
<b>Total for 9th Circuit</b>		<b>0</b>	<b>0</b>	<b>0</b>
10	Anderson	0	0	0
10	Oconee	0	0	0
<b>Total for 10th Circuit</b>		<b>0</b>	<b>0</b>	<b>0</b>
11	Edgefield	0	0	0
11	Lexington	0	0	0
11	McCormick	0	0	0
11	Saluda	0	0	0
<b>Total for 11th Circuit</b>		<b>0</b>	<b>0</b>	<b>0</b>
12	Florence	0	0	0
12	Marion	0	0	0
<b>Total for 12th Circuit</b>		<b>0</b>	<b>0</b>	<b>0</b>
13	Greenville	0	0	0
13	Pickens	0	0	0
<b>Total for 13th Circuit</b>		<b>0</b>	<b>0</b>	<b>0</b>
14	Allendale	0	0	0
14	Beaufort	0	0	0
14	Colleton	0	0	0
14	Hampton	0	0	0
14	Jasper	0	0	0
<b>Total for 14th Circuit</b>		<b>0</b>	<b>0</b>	<b>0</b>

**Specific Attorney Assigned to Magistrate, Municipal, or Combined Courts  
FY 17-18**

<b>Circuit</b>	<b>County</b>	<b>Magistrate Court</b>	<b>Municipal Court</b>	<b>Combined Court</b>
15	Georgetown	0	0	0
15	Horry	0	0	0
<b>Total for 15th Circuit</b>		<b>0</b>	<b>0</b>	<b>0</b>
16	Union	0	0	0
16	York	0	0	0
<b>Total for 16th Circuit</b>		<b>0</b>	<b>0</b>	<b>0</b>
<b>Grand Total</b>		<b>2</b>	<b>1</b>	<b>1</b>

## Municipal Funding as of July 1, 2017

Circuit	County	FY 14-15	FY 15-16	FY 16-17	FY 17-18
1	Calhoun	\$0	\$0	\$0	\$1,500
1	Dorchester	\$24,000	\$24,000	\$24,000	\$39,000
1	Orangeburg	\$0	\$0	\$0	\$30,500
<b>Total for 1st Circuit</b>		<b>\$24,000</b>	<b>\$24,000</b>	<b>\$24,000</b>	<b>\$71,000</b>
2	Aiken	\$0	\$5,000	\$46,000	\$14,520
2	Bamberg	\$0	\$0	\$400	\$0
2	Barnwell	\$0	\$0	\$3,200	\$1,200
<b>Total for 2nd Circuit</b>		<b>\$0</b>	<b>\$5,000</b>	<b>\$49,600</b>	<b>\$15,720</b>
3	Clarendon	\$0	\$0	\$0	\$0
3	Lee	\$0	\$0	\$0	\$0
3	Sumter	\$0	\$0	\$20,000	\$22,750
3	Williamsburg	\$0	\$0	\$0	\$0
<b>Total for 3rd Circuit</b>		<b>\$0</b>	<b>\$0</b>	<b>\$20,000</b>	<b>\$22,750</b>
4	Chesterfield	\$0	\$0	\$0	\$0
4	Darlington	\$0	\$0	\$0	\$0
4	Dillon	\$0	\$0	\$0	\$1,000
4	Marlboro	\$0	\$0	\$0	\$0
<b>Total for 4th Circuit</b>		<b>\$0</b>	<b>\$0</b>	<b>\$0</b>	<b>\$1,000</b>
5	Kershaw	\$0	\$0	\$0	\$5,000
5	Richland	\$0	\$100,000	\$100,000	\$100,000
<b>Total for 5th Circuit</b>		<b>\$0</b>	<b>\$100,000</b>	<b>\$100,000</b>	<b>\$105,000</b>
6	Chester	\$0	\$0	\$0	\$9,600
6	Fairfield	\$0	\$0	\$0	\$3,600
6	Lancaster	\$0	\$0	\$0	\$7,500
<b>Total for 6th Circuit</b>		<b>\$0</b>	<b>\$0</b>	<b>\$0</b>	<b>\$20,700</b>
7	Cherokee	\$0	\$0	\$0	\$6,000
7	Spartanburg	\$0	\$0	\$0	\$0
<b>Total for 7th Circuit</b>		<b>\$0</b>	<b>\$0</b>	<b>\$0</b>	<b>\$6,000</b>

## Municipal Funding as of July 1, 2017

Circuit	County	FY 14-15	FY 15-16	FY 16-17	FY 17-18
8	Abbeville	\$0	\$0	\$0	\$2,500
8	Greenwood	\$0	\$0	\$0	\$1,000
8	Laurens	\$0	\$0	\$0	\$2,500
8	Newberry	\$0	\$0	\$0	\$0
<b>Total for 8th Circuit</b>		<b>\$0</b>	<b>\$0</b>	<b>\$0</b>	<b>\$6,000</b>
9	Berkeley	\$0	\$0	\$0	\$0
9	Charleston	\$50,000	\$50,000	\$50,000	\$0
<b>Total for 9th Circuit</b>		<b>\$50,000</b>	<b>\$50,000</b>	<b>\$50,000</b>	<b>\$0</b>
10	Anderson	\$0	\$0	\$45,000	\$45,000
10	Oconee	\$0	\$0	\$2,600	\$6,400
<b>Total for 10th Circuit</b>		<b>\$0</b>	<b>\$0</b>	<b>\$47,600</b>	<b>\$51,400</b>
11	Edgefield	\$0	\$0	\$0	\$0
11	Lexington	\$0	\$0	\$0	\$0
11	McCormick	\$0	\$0	\$0	\$0
11	Saluda	\$0	\$0	\$0	\$0
<b>Total for 11th Circuit</b>		<b>\$0</b>	<b>\$0</b>	<b>\$0</b>	<b>\$0</b>
12	Florence	\$0	\$0	\$0	\$3,600
12	Marion	\$0	\$0	\$0	\$0
<b>Total for 12th Circuit</b>		<b>\$0</b>	<b>\$0</b>	<b>\$0</b>	<b>\$3,600</b>
13	Greenville	\$0	\$0	\$0	\$0
13	Pickens	\$0	\$0	\$40,000	\$40,000
<b>Total for 13th Circuit</b>		<b>\$0</b>	<b>\$0</b>	<b>\$40,000</b>	<b>\$40,000</b>
14	Allendale	\$0	\$0	\$0	\$0
14	Beaufort	\$0	\$0	\$0	\$0
14	Colleton	\$0	\$0	\$0	\$0
14	Hampton	\$0	\$0	\$0	\$0
14	Jasper	\$0	\$0	\$0	\$0

## Municipal Funding as of July 1, 2017

Circuit	County	FY 14-15	FY 15-16	FY 16-17	FY 17-18
<b>Total for 14th Circuit</b>		<b>\$0</b>	<b>\$0</b>	<b>\$0</b>	<b>\$0</b>
15	Georgetown	\$0	\$0	\$0	\$0
15	Horry	\$0	\$0	\$0	\$0
<b>Total for 15th Circuit</b>		<b>\$0</b>	<b>\$0</b>	<b>\$0</b>	<b>\$0</b>
16	Union	\$0	\$0	\$0	\$0
16	York	\$15,000	\$15,000	\$74,790	\$76,353
<b>Total for 16th Circuit</b>		<b>\$15,000</b>	<b>\$15,000</b>	<b>\$74,790</b>	<b>\$76,353</b>
<b>Grand Total</b>		<b>\$89,000</b>	<b>\$194,000</b>	<b>\$405,990</b>	<b>\$419,523</b>

# Municipal Funding Sources

Circuit	County	Municipalities Contributing Funding	Municipalities Providing Representation Through Outside Sources	Municipalities Not Contributing	Municipalities in Negotiations
1	Calhoun	Cameron and st. matthews have a per case contract of \$300.00 per client assigned to pd			
1	Dorchester	Harleyville and st. george provide per client assigned to pd, \$300.00		Ridgeville	
1	Orangeburg	Orangeburg, holly hill, eutawville, elloree in final stages of contracts with santee.		north springfield	
2	Aiken	North augusta city \$14,520 per year	Aiken city - contracted private counsel any others, unknown	New ellenton; salley; burnettown; jackson; wagner	None
2	Bamberg	None	Unknown	Unknown	None
2	Barnwell	Barnwell, williston and blackville cities have agreed on a fee of \$400 per case.	Unkown	Unkown	None
3	Clarendon		???? overheard they were talking to independent attorneys in nearby towns.		
3	Lee				None
3	Sumter	The city of sumter			
3	Williamsburg				

## Municipal Funding Sources

Circuit	County	Municipalities Contributing Funding	Municipalities Providing Representation Through Outside Sources	Municipalities Not Contributing	Municipalities in Negotiations
4	Chesterfield				
4	Darlington				
4	Dillon	Town of lakeview- \$1,000.00			
4	Marlboro				
5	Kershaw	Camden		Elgin	Elgin
		Columbia - \$100,000	Irmo	Forest acres	Forest acres
5	Richland				
6	Chester	City of chester \$4,800.00 yr town of great falls-- \$4,800.00 yr.			Town of fort lawn
6	Fairfield	Town of winnsboro-- \$ 3,600.00 yr.			
6	Lancaster	Town of kershaw \$750.00 year town of heath springs \$750.00 year city of lancaster-- -\$6,000 yr.			
7	Cherokee	Gaffney - \$6,000.00	None	Blacksburg	None
		None	None	All municipalities are not contributing funding, however, my office provides for indigent representation in all municipalities.	None
7	Spartanburg				

## Municipal Funding Sources

Circuit	County	Municipalities Contributing Funding	Municipalities Providing Representation Through Outside Sources	Municipalities Not Contributing	Municipalities in Negotiations
8	Abbeville	Ware shoals, \$250 per case abbeville, \$250 per case	N/a	N/a	N/a
	Greenwood	Ninety-six, \$250 per case	Greenwood city court pays a contract attorney \$750/month to handle indigent cases.	N/a	N/a
	Laurens	The cities of clinton and laurens are providing funding at the rate of \$250.00 per case.	N/a	N/a	N/a
8	Newberry	None.	I am not aware of whether any municipalities in newberry county have contracted with a source other than our office to provide representation.	Newberry, prosperity, whitmire. if these cities are providing for indigent representation, i have not been made aware of those arrangements. none of them have sent us any indigent cases since the proviso passed last year.	N/a
9	Berkeley				

## Municipal Funding Sources

Circuit	County	Municipalities Contributing Funding	Municipalities Providing Representation Through Outside Sources	Municipalities Not Contributing	Municipalities in Negotiations
9	Charleston	The north charleston municipal court will not longer contribute \$50,000 per year beginning 7-1-17, because they have decided to hire a private attorney to handle their n. charleston municipal court cases.	Charleston, north charleston and mt. pleasant now all fund their own appointed counsel.		
		All municipalities in anderson county contribute. this is the same amount from fy16-17.	N/a	N/a	N/a
10	Anderson	The office has an annual contract with the city of seneca for \$5,338.00. the office has flat-rate, per-case contracts with the cities of walhalla and salem. the total revenue is less than \$1000 per year.		Westminster and west union	
		10 Oconee			

## Municipal Funding Sources

Circuit	County	Municipalities Contributing Funding	Municipalities Providing Representation Through Outside Sources	Municipalities Not Contributing	Municipalities in Negotiations
11	Edgefield	Pelion city-\$400 per case.	Lexington city-ola johnson-\$400 per case capped at \$2000 per month.	Chapin, batesburg-leesville, springdale, west columbia, cayce, south congaree, gaston, swansea, pine ridge, and irmo.	
11	Lexington				
11	McCormick				
11	Saluda				
12	Florence	Florence municipal court is providing \$300.00 per month	I am not aware that any other municipalities are providing representation outside of our office.	Johnsonville, lake city, coward, pamplico, scranton, olanta, quinby and timmons ville.	None additional at present
12	Marion	No municipalities in marion county are currently contributing funding to our office.	I am not aware of any municipalities in marion county who are providing representation from any source outside of our office.	Marion, mullins and nichols	None at present

## Municipal Funding Sources

Circuit	County	Municipalities Contributing Funding	Municipalities Providing Representation Through Outside Sources	Municipalities Not Contributing	Municipalities in Negotiations
	13 Greenville	Greer municipal court @ 300.00 per case	Greenville ft. inn travelers rest simpsonville maudlin source and terms unknown		
	13 Pickens	The 6 municipal courts in pickens county have agreed pursuant to proviso 61.12 to collectively pay 40,000.00 per year, 65% of which occurs in this fiscal year.			
	14 Allendale	None	0	allendale and fairfax	None
	14 Beaufort	None	None	Beaufort, port royal, yemassee, bluffton, hilton head	
	14 Colleton	None of the municipalities in colleton county contribute funding to our office.	0	edisto, cottageville, walterboro	None
	14 Hampton	None	Estill, hampton, yemassee		Services have been offered, declined
	14 Jasper	None	0	ridgeland, hardeeville,	None

## Municipal Funding Sources

Circuit	County	Municipalities Contributing Funding	Municipalities Providing Representation Through Outside Sources	Municipalities Not Contributing	Municipalities in Negotiations
15	Georgetown	None	None	None	None
15	Horry				
16	Union	Effective october 1, 2015 municipalities agreed to fund magistrate/municipal attorney. rock hill: \$38,940 york: \$11,453.00 clover: \$19,088 fort mill: \$5,345 tega cay: \$1,527 total: \$76,353.00			
16	York				

## County Government Funding FY 17-18

Circuit	County	Appropriated Funding 17-18	Values of Good/ Services 17-18	Total County Funding
1	Calhoun	\$36,000	\$0	\$36,000
1	Dorchester	\$637,525	\$21,000	\$658,525
1	Orangeburg	\$600,000	\$10,392	\$610,392
<b>Total for 1st Circuit</b>		<b>\$1,273,525</b>	<b>\$31,392</b>	<b>\$1,304,917</b>
2	Aiken	\$272,409	\$84,255	\$356,664
2	Bamberg	\$32,500	\$0	\$32,500
2	Barnwell	\$50,000	\$24,500	\$74,500
<b>Total for 2nd Circuit</b>		<b>\$354,909</b>	<b>\$108,755</b>	<b>\$463,664</b>
3	Clarendon	\$82,000	\$0	\$82,000
3	Lee	\$40,000	\$0	\$40,000
3	Sumter	\$225,000	\$0	\$225,000
3	Williamsburg	\$35,756	\$0	\$35,756
<b>Total for 3rd Circuit</b>		<b>\$382,756</b>	<b>\$0</b>	<b>\$382,756</b>
4	Chesterfield	\$118,500	\$18,000	\$136,500
4	Darlington	\$140,000	\$5,000	\$145,000
4	Dillon	\$54,000	\$5,000	\$59,000
4	Marlboro	\$52,290	\$4,000	\$56,290
<b>Total for 4th Circuit</b>		<b>\$364,790</b>	<b>\$32,000</b>	<b>\$396,790</b>
5	Kershaw	\$200,000	\$0	\$200,000
5	Richland	\$2,000,448	\$0	\$2,000,448
<b>Total for 5th Circuit</b>		<b>\$2,200,448</b>	<b>\$0</b>	<b>\$2,200,448</b>
6	Chester	\$105,980	\$0	\$105,980
6	Fairfield	\$95,204	\$0	\$95,204
6	Lancaster	\$300,827	\$0	\$300,827
<b>Total for 6th Circuit</b>		<b>\$502,011</b>	<b>\$0</b>	<b>\$502,011</b>
7	Cherokee	\$140,000	\$0	\$140,000
7	Spartanburg	\$998,035	\$118,134	\$1,116,169
<b>Total for 7th Circuit</b>		<b>\$1,138,035</b>	<b>\$118,134</b>	<b>\$1,256,169</b>

## County Government Funding FY 17-18

Circuit	County	Appropriated	Values of Good/	Total County
		Funding 17-18	Services 17-18	Funding
8	Abbeville	\$26,790	\$0	\$26,790
8	Greenwood	\$125,000	\$24,000	\$149,000
8	Laurens	\$62,000	\$24,000	\$86,000
8	Newberry	\$70,475	\$0	\$70,475
<b>Total for 8th Circuit</b>		<b>\$284,265</b>	<b>\$48,000</b>	<b>\$332,265</b>
9	Berkeley	\$504,007	\$0	\$504,007
9	Charleston	\$3,130,000	\$0	\$3,130,000
<b>Total for 9th Circuit</b>		<b>\$3,634,007</b>	<b>\$0</b>	<b>\$3,634,007</b>
10	Anderson	\$338,775	\$0	\$338,775
10	Oconee	\$200,000	\$0	\$200,000
<b>Total for 10th Circuit</b>		<b>\$538,775</b>	<b>\$0</b>	<b>\$538,775</b>
11	Edgefield	\$25,000	\$2,400	\$27,400
11	Lexington	\$543,932	\$0	\$543,932
11	McCormick	\$21,000	\$2,400	\$23,400
11	Saluda	\$20,000	\$2,400	\$22,400
<b>Total for 11th Circuit</b>		<b>\$609,932</b>	<b>\$29,800</b>	<b>\$639,732</b>
12	Florence	\$748,474	\$0	\$748,474
12	Marion	\$64,179	\$0	\$64,179
<b>Total for 12th Circuit</b>		<b>\$812,653</b>	<b>\$0</b>	<b>\$812,653</b>
13	Greenville	\$732,825	\$0	\$732,825
13	Pickens	\$183,805	\$0	\$183,805
<b>Total for 13th Circuit</b>		<b>\$916,630</b>	<b>\$0</b>	<b>\$916,630</b>
14	Allendale	\$20,000	\$0	\$20,000
14	Beaufort	\$676,393	\$20,000	\$696,393
14	Colleton	\$234,901	\$5,000	\$239,901
14	Hampton	\$41,000	\$6,500	\$47,500
14	Jasper	\$119,000	\$5,000	\$124,000

## County Government Funding FY 17-18

Circuit	County	Appropriated	Values of Good/	Total County
		Funding 17-18	Services 17-18	Funding
Total for 14th Circuit		\$1,091,294	\$36,500	\$1,127,794
15	Georgetown	\$126,100	\$30,000	\$156,100
15	Horry	\$1,092,214	\$80,000	\$1,172,214
Total for 15th Circuit		\$1,218,314	\$110,000	\$1,328,314
16	Union	\$110,410	\$10,000	\$120,410
16	York	\$1,353,465	\$20,000	\$1,373,465
Total for 16th Circuit		\$1,463,875	\$30,000	\$1,493,875
Grand Total		\$16,786,219	\$544,581	\$17,330,800

## County Government Funding FY 16-17

Circuit	County	Appropriated Funding 16-17	Values of Good/ Services 16-17	Total County Funding
1	Calhoun	\$32,000	\$0	\$32,000
1	Dorchester	\$637,525	\$6,000	\$643,525
1	Orangeburg	\$600,000	\$10,392	\$610,392
<b>Total for 1st Circuit</b>		<b>\$1,269,525</b>	<b>\$16,392</b>	<b>\$1,285,917</b>
2	Aiken	\$593,307	\$84,255	\$677,562
2	Bamberg	\$32,500	\$0	\$32,500
2	Barnwell	\$50,000	\$25,000	\$75,000
<b>Total for 2nd Circuit</b>		<b>\$675,807</b>	<b>\$109,255</b>	<b>\$785,062</b>
3	Clarendon	\$75,000	\$0	\$75,000
3	Lee	\$40,000	\$0	\$40,000
3	Sumter	\$225,000	\$0	\$225,000
3	Williamsburg	\$31,853	\$0	\$31,853
<b>Total for 3rd Circuit</b>		<b>\$371,853</b>	<b>\$0</b>	<b>\$371,853</b>
4	Chesterfield	\$179,050	\$10,000	\$189,050
4	Darlington	\$140,000	\$5,000	\$145,000
4	Dillon	\$54,000	\$0	\$54,000
4	Marlboro	\$52,900	\$4,000	\$56,900
<b>Total for 4th Circuit</b>		<b>\$425,950</b>	<b>\$19,000</b>	<b>\$444,950</b>
5	Kershaw	\$150,000	\$0	\$150,000
5	Richland	\$1,567,650	\$0	\$1,567,650
<b>Total for 5th Circuit</b>		<b>\$1,717,650</b>	<b>\$0</b>	<b>\$1,717,650</b>
6	Chester	\$100,980	\$0	\$100,980
6	Fairfield	\$64,000	\$0	\$64,000
6	Lancaster	\$270,000	\$0	\$270,000
<b>Total for 6th Circuit</b>		<b>\$434,980</b>	<b>\$0</b>	<b>\$434,980</b>
7	Cherokee	\$140,000	\$0	\$140,000
7	Spartanburg	\$998,035	\$118,134	\$1,116,169
<b>Total for 7th Circuit</b>		<b>\$1,138,035</b>	<b>\$118,134</b>	<b>\$1,256,169</b>
8	Abbeville	\$26,790	\$0	\$26,790
8	Greenwood	\$125,000	\$24,000	\$149,000
8	Laurens	\$62,000	\$24,000	\$86,000
8	Newberry	\$70,475	\$0	\$70,475
<b>Total for 8th Circuit</b>		<b>\$284,265</b>	<b>\$48,000</b>	<b>\$332,265</b>

## County Government Funding FY 16-17

Circuit	County	Appropriated Funding 16-17	Values of Good/ Services 16-17	Total County Funding
9	Berkeley	\$413,139	\$0	\$413,139
9	Charleston	\$3,097,292	\$0	\$3,097,292
<b>Total for 9th Circuit</b>		<b>\$3,510,431</b>	<b>\$0</b>	<b>\$3,510,431</b>
10	Anderson	\$338,775	\$0	\$338,775
10	Oconee	\$200,000	\$0	\$200,000
<b>Total for 10th Circuit</b>		<b>\$538,775</b>	<b>\$0</b>	<b>\$538,775</b>
11	Edgefield	\$25,000	\$2,400	\$27,400
11	Lexington	\$514,306	\$0	\$514,306
11	McCormick	\$21,000	\$2,400	\$23,400
11	Saluda	\$20,000	\$2,400	\$22,400
<b>Total for 11th Circuit</b>		<b>\$580,306</b>	<b>\$7,200</b>	<b>\$587,506</b>
12	Florence	\$719,865	\$0	\$719,865
12	Marion	\$64,179	\$0	\$64,179
<b>Total for 12th Circuit</b>		<b>\$784,044</b>	<b>\$0</b>	<b>\$784,044</b>
13	Greenville	\$732,825	\$0	\$732,825
13	Pickens	\$183,805	\$0	\$183,805
<b>Total for 13th Circuit</b>		<b>\$916,630</b>	<b>\$0</b>	<b>\$916,630</b>
14	Allendale	\$20,000	\$0	\$20,000
14	Beaufort	\$676,393	\$0	\$676,393
14	Colleton	\$234,901	\$0	\$234,901
14	Hampton	\$37,500	\$6,500	\$44,000
14	Jasper	\$119,000	\$5,000	\$124,000
<b>Total for 14th Circuit</b>		<b>\$1,087,794</b>	<b>\$11,500</b>	<b>\$1,099,294</b>
15	Georgetown	\$96,100	\$30,000	\$126,100
15	Horry	\$909,354	\$80,000	\$989,354
<b>Total for 15th Circuit</b>		<b>\$1,005,454</b>	<b>\$110,000</b>	<b>\$1,115,454</b>
16	Union	\$90,822	\$10,000	\$100,822
16	York	\$1,349,721	\$20,000	\$1,369,721
<b>Total for 16th Circuit</b>		<b>\$1,440,543</b>	<b>\$30,000</b>	<b>\$1,470,543</b>
<b>Grand Total</b>		<b>\$16,182,042</b>	<b>\$469,481</b>	<b>\$16,651,523</b>

## County Government Funding FY 15-16

Circuit	County	Appropriated Funding 15-16	Value of Goods/ Services 15-16	Total County Funding
1	Calhoun	\$32,000	\$0	\$32,000
1	Dorchester	\$637,525	\$6,000	\$643,525
1	Orangeburg	\$600,000	\$10,392	\$610,392
<b>Total for 1st Circuit</b>		<b>\$1,269,525</b>	<b>\$16,392</b>	<b>\$1,285,917</b>
2	Aiken	\$324,701	\$125,000	\$449,701
2	Bamberg	\$31,000	\$0	\$31,000
2	Barnwell	\$50,000	\$25,000	\$75,000
<b>Total for 2nd Circuit</b>		<b>\$405,701</b>	<b>\$150,000</b>	<b>\$555,701</b>
3	Clarendon	\$75,000	\$0	\$75,000
3	Lee	\$40,000	\$0	\$40,000
3	Sumter	\$225,000	\$0	\$225,000
3	Williamsburg	\$31,853	\$0	\$31,853
<b>Total for 3rd Circuit</b>		<b>\$371,853</b>	<b>\$0</b>	<b>\$371,853</b>
4	Chesterfield	\$179,050	\$10,000	\$189,050
4	Darlington	\$140,000	\$5,000	\$145,000
4	Dillon	\$54,000	\$0	\$54,000
4	Marlboro	\$52,290	\$4,000	\$56,290
<b>Total for 4th Circuit</b>		<b>\$425,340</b>	<b>\$19,000</b>	<b>\$444,340</b>
5	Kershaw	\$150,000	\$0	\$150,000
5	Richland	\$1,567,650	\$0	\$1,567,650
<b>Total for 5th Circuit</b>		<b>\$1,717,650</b>	<b>\$0</b>	<b>\$1,717,650</b>
6	Chester	\$100,980	\$0	\$100,980
6	Fairfield	\$64,000	\$0	\$64,000
6	Lancaster	\$270,000	\$0	\$270,000
<b>Total for 6th Circuit</b>		<b>\$434,980</b>	<b>\$0</b>	<b>\$434,980</b>
7	Cherokee	\$140,000	\$0	\$140,000
7	Spartanburg	\$998,035	\$118,134	\$1,116,169
<b>Total for 7th Circuit</b>		<b>\$1,138,035</b>	<b>\$118,134</b>	<b>\$1,256,169</b>
8	Abbeville	\$26,790	\$0	\$26,790
8	Greenwood	\$125,000	\$24,000	\$149,000
8	Laurens	\$62,000	\$24,000	\$86,000
8	Newberry	\$70,475	\$0	\$70,475
<b>Total for 8th Circuit</b>		<b>\$284,265</b>	<b>\$48,000</b>	<b>\$332,265</b>

## County Government Funding FY 15-16

Circuit	County	Appropriated Funding 15-16	Value of Goods/ Services 15-16	Total County Funding
9	Berkeley	\$413,139	\$0	\$413,139
9	Charleston	\$3,097,292	\$0	\$3,097,292
<b>Total for 9th Circuit</b>		<b>\$3,510,431</b>	<b>\$0</b>	<b>\$3,510,431</b>
10	Anderson	\$338,775	\$0	\$338,775
10	Oconee	\$200,000	\$0	\$200,000
<b>Total for 10th Circuit</b>		<b>\$538,775</b>	<b>\$0</b>	<b>\$538,775</b>
11	Edgefield	\$25,000	\$2,400	\$27,400
11	Lexington	\$514,306	\$0	\$514,306
11	McCormick	\$21,000	\$2,400	\$23,400
11	Saluda	\$20,000	\$2,400	\$22,400
<b>Total for 11th Circuit</b>		<b>\$580,306</b>	<b>\$7,200</b>	<b>\$587,506</b>
12	Florence	\$719,865	\$0	\$719,865
12	Marion	\$64,179	\$0	\$64,179
<b>Total for 12th Circuit</b>		<b>\$784,044</b>	<b>\$0</b>	<b>\$784,044</b>
13	Greenville	\$747,825	\$0	\$747,825
13	Pickens	\$102,286	\$0	\$102,286
<b>Total for 13th Circuit</b>		<b>\$850,111</b>	<b>\$0</b>	<b>\$850,111</b>
14	Allendale	\$20,000	\$0	\$20,000
14	Beaufort	\$676,393	\$0	\$676,393
14	Colleton	\$234,901	\$0	\$234,901
14	Hampton	\$37,500	\$6,500	\$44,000
14	Jasper	\$119,000	\$5,000	\$124,000
<b>Total for 14th Circuit</b>		<b>\$1,087,794</b>	<b>\$11,500</b>	<b>\$1,099,294</b>
15	Georgetown	\$96,100	\$30,000	\$126,100
15	Horry	\$909,354	\$80,000	\$989,354
<b>Total for 15th Circuit</b>		<b>\$1,005,454</b>	<b>\$110,000</b>	<b>\$1,115,454</b>
16	Union	\$90,822	\$10,000	\$100,822
16	York	\$1,349,721	\$20,000	\$1,369,721
<b>Total for 16th Circuit</b>		<b>\$1,440,543</b>	<b>\$30,000</b>	<b>\$1,470,543</b>
<b>Grand Total</b>		<b>\$15,844,807</b>	<b>\$510,226</b>	<b>\$16,355,033</b>

## Total County Funding as of July 1, 2017

Circuit	County	FY 14-15	FY 15-16	FY 16-17	FY 17-18
1	Calhoun	\$32,000	\$32,000	\$32,000	\$36,000
1	Dorchester	\$643,525	\$643,525	\$643,525	\$658,525
1	Orangeburg	\$610,392	\$610,392	\$610,392	\$610,392
<b>Total for 1st Circuit</b>		<b>\$1,285,917</b>	<b>\$1,285,917</b>	<b>\$1,285,917</b>	<b>\$1,304,917</b>
2	Aiken	\$447,293	\$449,701	\$677,562	\$356,664
2	Bamberg	\$31,000	\$31,000	\$32,500	\$32,500
2	Barnwell	\$70,000	\$75,000	\$75,000	\$69,500
<b>Total for 2nd Circuit</b>		<b>\$548,293</b>	<b>\$555,701</b>	<b>\$785,062</b>	<b>\$458,664</b>
3	Clarendon	\$60,000	\$75,000	\$75,000	\$75,000
3	Lee	\$40,000	\$40,000	\$40,000	\$40,000
3	Sumter	\$225,000	\$225,000	\$225,000	\$225,000
3	Williamsburg	\$31,853	\$31,853	\$31,853	\$31,853
<b>Total for 3rd Circuit</b>		<b>\$356,853</b>	<b>\$371,853</b>	<b>\$371,853</b>	<b>\$371,853</b>
4	Chesterfield	\$122,527	\$189,050	\$189,050	\$136,500
4	Darlington	\$144,000	\$145,000	\$145,000	\$145,000
4	Dillon	\$54,000	\$54,000	\$54,000	\$59,000
4	Marlboro	\$56,290	\$56,290	\$56,290	\$56,290
<b>Total for 4th Circuit</b>		<b>\$376,817</b>	<b>\$444,340</b>	<b>\$444,340</b>	<b>\$396,790</b>
5	Kershaw	\$150,000	\$150,000	\$150,000	\$200,000
5	Richland	\$1,567,650	\$1,567,650	\$1,567,650	\$2,000,448
<b>Total for 5th Circuit</b>		<b>\$1,717,650</b>	<b>\$1,717,650</b>	<b>\$1,717,650</b>	<b>\$2,200,448</b>
6	Chester	\$58,000	\$100,980	\$100,980	\$105,980
6	Fairfield	\$52,000	\$64,000	\$64,000	\$95,204
6	Lancaster	\$189,500	\$270,000	\$270,000	\$300,827
<b>Total for 6th Circuit</b>		<b>\$299,500</b>	<b>\$434,980</b>	<b>\$434,980</b>	<b>\$502,011</b>
7	Cherokee	\$140,000	\$140,000	\$140,000	\$140,000
7	Spartanburg	\$1,116,169	\$1,116,169	\$1,116,169	\$1,116,169
<b>Total for 7th Circuit</b>		<b>\$1,256,169</b>	<b>\$1,256,169</b>	<b>\$1,256,169</b>	<b>\$1,256,169</b>

8	Abbeville	\$26,790	\$26,790	\$26,790	\$26,790
8	Greenwood	\$149,000	\$149,000	\$149,000	\$149,000
8	Laurens	\$86,000	\$86,000	\$86,000	\$86,000
8	Newberry	\$70,475	\$70,475	\$70,475	\$70,475
<b>Total for 8th Circuit</b>		<b>\$332,265</b>	<b>\$332,265</b>	<b>\$332,265</b>	<b>\$332,265</b>
9	Berkeley	\$393,274	\$413,139	\$475,609	\$504,007
9	Charleston	\$3,029,247	\$3,097,292	\$3,097,292	\$3,130,000
<b>Total for 9th Circuit</b>		<b>\$3,422,521</b>	<b>\$3,510,431</b>	<b>\$3,572,901</b>	<b>\$3,634,007</b>
10	Anderson	\$338,775	\$338,775	\$338,775	\$338,775
10	Oconee	\$200,000	\$200,000	\$200,000	\$200,000
<b>Total for 10th Circuit</b>		<b>\$538,775</b>	<b>\$538,775</b>	<b>\$538,775</b>	<b>\$538,775</b>
11	Edgefield	\$27,400	\$27,400	\$27,400	\$27,400
11	Lexington	\$514,306	\$514,306	\$514,306	\$543,932
11	McCormick	\$23,400	\$23,400	\$23,400	\$23,400
11	Saluda	\$20,000	\$22,400	\$22,400	\$22,400
<b>Total for 11th Circuit</b>		<b>\$585,106</b>	<b>\$587,506</b>	<b>\$587,506</b>	<b>\$617,132</b>
12	Florence	\$631,905	\$719,865	\$719,865	\$748,474
12	Marion	\$64,394	\$64,179	\$64,179	\$64,179
<b>Total for 12th Circuit</b>		<b>\$696,299</b>	<b>\$784,044</b>	<b>\$784,044</b>	<b>\$812,653</b>
13	Greenville	\$615,297	\$747,825	\$732,825	\$732,825
13	Pickens	\$96,847	\$102,286	\$183,805	\$183,805
<b>Total for 13th Circuit</b>		<b>\$712,144</b>	<b>\$850,111</b>	<b>\$916,630</b>	<b>\$916,630</b>
14	Allendale	\$20,000	\$20,000	\$20,000	\$20,000
14	Beaufort	\$620,000	\$0	\$0	\$696,393
14	Colleton	\$239,901	\$234,901	\$234,901	\$239,901
14	Hampton	\$44,000	\$37,500	\$37,500	\$47,500
14	Jasper	\$124,000	\$124,000	\$124,000	\$124,000
<b>Total for 14th Circuit</b>		<b>\$1,047,901</b>	<b>\$416,401</b>	<b>\$416,401</b>	<b>\$1,127,794</b>
15	Georgetown	\$126,100	\$126,000	\$126,000	\$156,000

15	Horry	\$989,354	\$989,354	\$989,354	\$1,172,214
<b>Total for 15th Circuit</b>		<b>\$1,115,454</b>	<b>\$1,115,354</b>	<b>\$1,115,354</b>	<b>\$1,328,214</b>
16	Union	\$100,822	\$100,822	\$100,822	\$100,822
16	York	\$1,287,737	\$1,369,721	\$1,369,721	\$1,353,465
<b>Total for 16th Circuit</b>		<b>\$1,388,559</b>	<b>\$1,470,543</b>	<b>\$1,470,543</b>	<b>\$1,454,287</b>
<b>Grand Total</b>		<b>\$15,680,223</b>	<b>\$15,672,040</b>	<b>\$16,030,390</b>	<b>\$17,252,609</b>

**State, County and Municipal Funding by County/Circuit  
Fiscal Year 2017-2018**

Note: County Funding Includes

(1) Appropriated Funding

(2) Values of goods and services provided by the county as per data provided to SCCID by Circuit Public Defenders as of July 1, 2017.

Note: State Funding Includes

(1) Appropriated per capita funding

(2) Fees and Fines appropriated to counties by Statutes and provisos per capita

(3) Fees and Fines are estimated from prior year's civil and probation distribution.

Circuit	County	County Appropriated Funding	County Value of Goods/Services	Municipal Govt. Contributions and Grants	Total County Funding	State Appropriated Funds	Fees and Fines	Total State Funding	Total Funding	County Population 2010 Census	Population vs. County Contribution	Population vs. State and County Contribution (Excluding CPD & AA)
1	Calhoun	\$ 36,000.00	\$ -	\$ 1,500.00	\$ 37,500.00	\$ 48,079.89	\$ 15,306.57	\$ 63,386.46	\$ 100,886.46	15,175	\$ 2.47	\$ 6.65
1	Dorchester	\$ 637,525.00	\$ 21,000.00	\$ 40,500.00	\$ 699,025.00	\$ 432,655.66	\$ 137,738.96	\$ 570,394.62	\$ 1,269,419.62	136,555	\$ 5.12	\$ 9.30
1	Orangeburg	\$ 600,000.00	\$ 10,392.00	\$ 32,000.00	\$ 642,392.00	\$ 293,076.64	\$ 93,303.00	\$ 386,379.64	\$ 1,028,771.64	92,501	\$ 6.94	\$ 11.12
<b>Total for 1st Circuit</b>		<b>\$ 1,273,525.00</b>	<b>\$ 31,392.00</b>	<b>\$ 74,000.00</b>	<b>\$ 1,378,917.00</b>	<b>\$ 773,812.19</b>	<b>\$ 246,348.53</b>	<b>\$ 1,020,160.72</b>	<b>\$ 2,399,077.72</b>	<b>244,231</b>	<b>\$ 5.65</b>	<b>\$ 9.82</b>
2	Aiken	\$ 272,409.00	\$ 84,255.00	\$ 14,520.00	\$ 371,184.00	\$ 507,251.57	\$ 161,487.09	\$ 668,738.66	\$ 1,039,922.66	160,099	\$ 2.32	\$ 6.50
2	Bamberg	\$ 32,500.00	\$ -	\$ -	\$ 32,500.00	\$ 50,652.60	\$ 16,125.61	\$ 66,778.21	\$ 99,278.21	15,987	\$ 2.03	\$ 6.21
2	Barnwell	\$ 50,000.00	\$ 24,500.00	\$ 1,200.00	\$ 75,700.00	\$ 71,671.51	\$ 22,817.13	\$ 94,488.64	\$ 170,188.64	22,621	\$ 3.35	\$ 7.52
<b>Total for 2nd Circuit</b>		<b>\$ 354,909.00</b>	<b>\$ 108,755.00</b>	<b>\$ 15,720.00</b>	<b>\$ 479,384.00</b>	<b>\$ 629,575.69</b>	<b>\$ 200,429.83</b>	<b>\$ 830,005.51</b>	<b>\$ 1,309,389.51</b>	<b>198,707</b>	<b>\$ 2.41</b>	<b>\$ 6.59</b>
3	Clarendon	\$ 82,000.00	\$ -	\$ -	\$ 82,000.00	\$ 110,800.78	\$ 35,274.21	\$ 146,074.99	\$ 228,074.99	34,971	\$ 2.34	\$ 6.52
3	Lee	\$ 40,000.00	\$ -	\$ -	\$ 40,000.00	\$ 60,895.92	\$ 19,386.64	\$ 80,282.56	\$ 120,282.56	19,220	\$ 2.08	\$ 6.26
3	Sumter	\$ 225,000.00	\$ -	\$ 22,750.00	\$ 247,750.00	\$ 340,459.49	\$ 108,387.66	\$ 448,847.16	\$ 696,597.16	107,456	\$ 2.31	\$ 6.48
3	Williamsburg	\$ 35,756.00	\$ -	\$ -	\$ 35,756.00	\$ 109,064.52	\$ 34,721.45	\$ 143,785.98	\$ 179,541.98	34,423	\$ 1.04	\$ 5.22
<b>Total for 3rd Circuit</b>		<b>\$ 382,756.00</b>	<b>\$ -</b>	<b>\$ 22,750.00</b>	<b>\$ 405,506.00</b>	<b>\$ 621,220.71</b>	<b>\$ 197,769.97</b>	<b>\$ 818,990.68</b>	<b>\$ 1,224,496.68</b>	<b>196,070</b>	<b>\$ 2.07</b>	<b>\$ 6.25</b>
4	Chesterfield	\$ 118,500.00	\$ 18,000.00	\$ -	\$ 136,500.00	\$ 148,070.22	\$ 47,139.19	\$ 195,209.42	\$ 331,709.42	46,734	\$ 2.92	\$ 7.10
4	Darlington	\$ 140,000.00	\$ 5,000.00	\$ -	\$ 145,000.00	\$ 217,606.26	\$ 69,276.48	\$ 286,882.74	\$ 431,882.74	68,681	\$ 2.11	\$ 6.29
4	Dillon	\$ 54,000.00	\$ 5,000.00	\$ 1,000.00	\$ 60,000.00	\$ 101,584.02	\$ 32,339.98	\$ 133,924.00	\$ 193,924.00	32,062	\$ 1.87	\$ 6.05
4	Marlboro	\$ 52,290.00	\$ 4,000.00	\$ -	\$ 56,290.00	\$ 91,670.21	\$ 29,183.85	\$ 120,854.07	\$ 177,144.07	28,933	\$ 1.95	\$ 6.12
<b>Total for 4th Circuit</b>		<b>\$ 364,790.00</b>	<b>\$ 32,000.00</b>	<b>\$ 1,000.00</b>	<b>\$ 397,790.00</b>	<b>\$ 558,930.72</b>	<b>\$ 177,939.51</b>	<b>\$ 736,870.23</b>	<b>\$ 1,134,660.23</b>	<b>176,410</b>	<b>\$ 2.25</b>	<b>\$ 6.43</b>
5	Kershaw	\$ 200,000.00	\$ -	\$ 5,000.00	\$ 205,000.00	\$ 195,478.42	\$ 62,231.92	\$ 257,710.35	\$ 462,710.35	61,697	\$ 3.32	\$ 7.50
5	Richland	\$ 2,000,448.00	\$ -	\$ 230,000.00	\$ 2,230,448.00	\$ 1,218,247.82	\$ 387,837.72	\$ 1,606,085.54	\$ 3,836,533.54	384,504	\$ 5.80	\$ 9.98
<b>Total for 5th Circuit</b>		<b>\$ 2,200,448.00</b>	<b>\$ -</b>	<b>\$ 235,000.00</b>	<b>\$ 2,435,448.00</b>	<b>\$ 1,413,726.24</b>	<b>\$ 450,069.65</b>	<b>\$ 1,863,795.89</b>	<b>\$ 4,299,243.89</b>	<b>446,201</b>	<b>\$ 5.46</b>	<b>\$ 9.64</b>
6	Chester	\$ 105,980.00	\$ -	\$ 9,600.00	\$ 115,580.00	\$ 104,999.51	\$ 33,427.33	\$ 138,426.84	\$ 254,006.84	33,140	\$ 3.49	\$ 7.66
6	Fairfield	\$ 95,204.00	\$ -	\$ 3,600.00	\$ 98,804.00	\$ 75,901.28	\$ 24,163.70	\$ 100,064.98	\$ 198,868.98	23,956	\$ 4.12	\$ 8.30
6	Lancaster	\$ 300,827.00	\$ -	\$ 7,500.00	\$ 308,327.00	\$ 242,861.28	\$ 77,316.59	\$ 320,177.86	\$ 628,504.86	76,652	\$ 4.02	\$ 8.20
<b>Total for 6th Circuit</b>		<b>\$ 502,011.00</b>	<b>\$ -</b>	<b>\$ 20,700.00</b>	<b>\$ 522,711.00</b>	<b>\$ 423,762.07</b>	<b>\$ 134,907.62</b>	<b>\$ 558,669.69</b>	<b>\$ 1,081,380.69</b>	<b>133,748</b>	<b>\$ 3.91</b>	<b>\$ 8.09</b>
7	Cherokee	\$ 140,000.00	\$ -	\$ 6,000.00	\$ 146,000.00	\$ 175,343.48	\$ 55,821.83	\$ 231,165.31	\$ 377,165.31	55,342	\$ 2.64	\$ 6.82
7	Spartanburg	\$ 998,035.00	\$ 118,134.00	\$ -	\$ 1,116,169.00	\$ 900,787.46	\$ 286,772.00	\$ 1,187,559.46	\$ 2,303,728.46	284,307	\$ 3.93	\$ 8.10
<b>Total for 7th Circuit</b>		<b>\$ 1,138,035.00</b>	<b>\$ 118,134.00</b>	<b>\$ 6,000.00</b>	<b>\$ 1,262,169.00</b>	<b>\$ 1,076,130.95</b>	<b>\$ 342,593.82</b>	<b>\$ 1,418,724.77</b>	<b>\$ 2,680,893.77</b>	<b>339,649</b>	<b>\$ 3.72</b>	<b>\$ 7.89</b>
8	Abbeville	\$ 26,790.00	\$ -	\$ 2,500.00	\$ 29,290.00	\$ 80,530.25	\$ 25,637.37	\$ 106,167.62	\$ 135,457.62	25,417	\$ 1.15	\$ 5.33
8	Greenwood	\$ 125,000.00	\$ 24,000.00	\$ 1,000.00	\$ 150,000.00	\$ 220,711.26	\$ 70,264.97	\$ 290,976.23	\$ 440,976.23	69,661	\$ 2.15	\$ 6.33
8	Laurens	\$ 62,000.00	\$ 24,000.00	\$ 2,500.00	\$ 88,500.00	\$ 210,813.29	\$ 67,113.89	\$ 277,927.18	\$ 366,427.18	66,537	\$ 1.33	\$ 5.51
8	Newberry	\$ 70,475.00	\$ -	\$ -	\$ 70,475.00	\$ 118,838.92	\$ 37,833.20	\$ 156,672.12	\$ 227,147.12	37,508	\$ 1.88	\$ 6.06
<b>Total for 8th Circuit</b>		<b>\$ 284,265.00</b>	<b>\$ 48,000.00</b>	<b>\$ 6,000.00</b>	<b>\$ 338,265.00</b>	<b>\$ 630,893.72</b>	<b>\$ 200,849.44</b>	<b>\$ 831,743.16</b>	<b>\$ 1,170,008.16</b>	<b>199,123</b>	<b>\$ 1.70</b>	<b>\$ 5.88</b>

Circuit	County	County Appropriated Funding	County Value of Goods/Services	Municipal Govt. Contributions and Grants	Total County Funding	State Appropriated Funds	Fees and Fines	Total State Funding	Total Funding	County Population 2010 Census	Population vs. County Contribution	Population vs. State and County Contribution (Excluding CPD & AA)
9	Berkeley	\$ 504,007.00	\$ -	\$ -	\$ 504,007.00	\$ 563,470.98	\$ 179,384.93	\$ 742,855.92	\$ 1,246,862.92	177,843	\$ 2.83	\$ 7.01
	Charleston	\$ 3,130,000.00	\$ -	\$ 142,889.00	\$ 3,272,889.00	\$ 1,109,588.85	\$ 353,245.38	\$ 1,462,834.23	\$ 4,735,723.23	350,209	\$ 9.35	\$ 13.52
Total for 9th Circuit		\$ 3,634,007.00	\$ -	\$ 142,889.00	\$ 3,776,896.00	\$ 1,673,069.83	\$ 532,630.31	\$ 2,205,699.14	\$ 5,982,586.14	528,052	\$ 7.16	\$ 11.33
10	Anderson	\$ 338,775.00	\$ -	\$ 45,000.00	\$ 383,775.00	\$ 592,882.89	\$ 188,748.42	\$ 781,631.30	\$ 1,165,406.30	187,126	\$ 2.05	\$ 6.23
	Oconee	\$ 200,000.00	\$ -	\$ 6,400.00	\$ 206,400.00	\$ 235,323.74	\$ 74,916.96	\$ 310,240.70	\$ 516,640.70	74,273	\$ 2.78	\$ 6.96
Total for 10th Circuit		\$ 538,775.00	\$ -	\$ 51,400.00	\$ 590,175.00	\$ 828,206.63	\$ 263,665.38	\$ 1,091,872.01	\$ 1,682,047.01	261,399	\$ 2.26	\$ 6.43
11	Edgefield	\$ 25,000.00	\$ 2,400.00	\$ -	\$ 27,400.00	\$ 85,498.25	\$ 27,218.97	\$ 112,717.21	\$ 140,117.21	26,985	\$ 1.02	\$ 5.19
	Lexington	\$ 543,932.00	\$ -	\$ -	\$ 543,932.00	\$ 831,349.64	\$ 264,665.98	\$ 1,096,015.62	\$ 1,639,947.62	262,391	\$ 2.07	\$ 6.25
	McCormick	\$ 21,000.00	\$ 2,400.00	\$ -	\$ 23,400.00	\$ 32,421.85	\$ 10,321.72	\$ 42,743.57	\$ 66,143.57	10,233	\$ 2.29	\$ 6.46
	Saluda	\$ 20,000.00	\$ 2,400.00	\$ -	\$ 22,400.00	\$ 62,971.19	\$ 20,047.32	\$ 83,018.51	\$ 105,418.51	19,875	\$ 1.13	\$ 5.30
Total for 11th Circuit		\$ 609,932.00	\$ 7,200.00	\$ -	\$ 617,132.00	\$ 1,012,240.93	\$ 322,253.99	\$ 1,334,494.92	\$ 1,951,626.92	319,484	\$ 1.93	\$ 6.11
12	Florence	\$ 748,474.00	\$ -	\$ 23,600.00	\$ 772,074.00	\$ 433,701.22	\$ 138,071.82	\$ 571,773.04	\$ 1,343,847.04	136,885	\$ 5.64	\$ 9.82
	Marion	\$ 64,179.00	\$ -	\$ -	\$ 64,179.00	\$ 104,752.38	\$ 33,348.65	\$ 138,101.03	\$ 202,280.03	33,062	\$ 1.94	\$ 6.12
Total for 12th Circuit		\$ 812,653.00	\$ -	\$ 23,600.00	\$ 836,253.00	\$ 538,453.60	\$ 171,420.47	\$ 709,874.07	\$ 1,546,127.07	169,947	\$ 4.92	\$ 9.10
13	Greenville	\$ 732,825.00	\$ -	\$ -	\$ 732,825.00	\$ 1,429,644.09	\$ 455,137.21	\$ 1,884,781.30	\$ 2,617,606.30	451,225	\$ 1.62	\$ 5.80
	Pickens	\$ 183,805.00	\$ -	\$ 40,000.00	\$ 223,805.00	\$ 377,744.78	\$ 120,257.70	\$ 498,002.47	\$ 721,807.47	119,224	\$ 1.88	\$ 6.05
Total for 13th Circuit		\$ 916,630.00	\$ -	\$ 40,000.00	\$ 956,630.00	\$ 1,807,388.87	\$ 575,394.90	\$ 2,382,783.77	\$ 3,339,413.77	570,449	\$ 1.68	\$ 5.85
14	Allendale	\$ 20,000.00	\$ -	\$ -	\$ 20,000.00	\$ 33,011.16	\$ 10,509.33	\$ 43,520.50	\$ 63,520.50	10,419	\$ 1.92	\$ 6.10
	Beaufort	\$ 676,393.00	\$ 20,000.00	\$ -	\$ 696,393.00	\$ 514,012.85	\$ 163,639.59	\$ 677,652.45	\$ 1,374,045.45	162,233	\$ 4.29	\$ 8.47
	Colleton	\$ 234,901.00	\$ 5,000.00	\$ -	\$ 239,901.00	\$ 123,223.93	\$ 39,229.20	\$ 162,453.13	\$ 402,354.13	38,892	\$ 6.17	\$ 10.35
	Hampton	\$ 41,000.00	\$ 6,500.00	\$ -	\$ 47,500.00	\$ 66,820.75	\$ 21,272.85	\$ 88,093.61	\$ 135,593.61	21,090	\$ 2.25	\$ 6.43
	Jasper	\$ 119,000.00	\$ 5,000.00	\$ -	\$ 124,000.00	\$ 78,502.50	\$ 24,991.82	\$ 103,494.32	\$ 227,494.32	24,777	\$ 5.00	\$ 9.18
Total for 14th Circuit		\$ 1,091,294.00	\$ 36,500.00	\$ -	\$ 1,127,794.00	\$ 815,571.20	\$ 259,642.80	\$ 1,075,214.00	\$ 2,203,008.00	257,411	\$ 4.38	\$ 8.56
15	Georgetown	\$ 126,100.00	\$ 30,000.00	\$ -	\$ 156,100.00	\$ 190,802.31	\$ 60,679.58	\$ 251,281.90	\$ 407,381.90	60,158	\$ 2.59	\$ 6.77
	Horry	\$ 1,092,214.00	\$ 80,000.00	\$ -	\$ 1,172,214.00	\$ 853,211.34	\$ 271,625.81	\$ 1,124,837.15	\$ 2,297,051.15	269,291	\$ 4.35	\$ 8.53
Total for 15th Circuit		\$ 1,218,314.00	\$ 110,000.00	\$ -	\$ 1,328,314.00	\$ 1,043,813.65	\$ 332,305.39	\$ 1,376,119.04	\$ 2,704,433.04	329,449	\$ 4.03	\$ 8.21
16	Union	\$ 110,410.00	\$ 10,000.00	\$ -	\$ 120,410.00	\$ 91,758.93	\$ 29,212.10	\$ 120,971.03	\$ 241,381.03	28,961	\$ 4.16	\$ 8.33
	York	\$ 1,353,465.00	\$ 20,000.00	\$ 76,353.00	\$ 1,449,818.00	\$ 716,281.08	\$ 228,033.10	\$ 944,314.17	\$ 2,394,132.17	226,073	\$ 6.41	\$ 10.59
Total for 16th Circuit		\$ 1,463,875.00	\$ 30,000.00	\$ 76,353.00	\$ 1,570,228.00	\$ 808,040.00	\$ 257,245.19	\$ 1,065,285.20	\$ 2,635,513.20	255,034	\$ 6.16	\$ 10.33
Grand Total		\$ 16,786,219.00	\$ 521,981.00	\$ 715,412.00	\$ 18,023,612.00	\$ 14,654,827.00	\$ 4,665,466.81	\$ 19,320,293.81	\$ 37,343,905.81	4,625,364	\$ 3.90	\$ 8.07

**State, County and Municipal Funding by County/Circuit  
Fiscal Year 2016-2017**

Note: County Funding Includes

(1) Appropriated Funding

(2) Values of goods and services provided by the county as per data provided to SCCID by Circuit Public Defenders as of July 1, 2016.

Note: State Funding Includes

(1) Appropriated per capita funding

(2) Fees and Fines appropriated to counties by Statutes and provisos per capita

(3) Fees and Fines are estimated from prior year's civil and probation distribution.

Circuit	County	County Appropriated Funding	County Value of Goods/Services	Municipal Govt. Contributions and Grants	Total County Funding	State Appropriated Funds	Fees and Fines	Total State Funding	Total Funding	County Population 2010 Census	Population vs. County Contribution	Population vs. State and County Contribution (Excluding CPD & AA)
1	Calhoun	\$ 32,000.00	\$ -	\$ -	\$ 32,000.00	\$ 48,079.89	\$ 11,144.11	\$ 59,224.00	\$ 91,224.00	15,175	\$ 2.11	\$ 6.01
1	Dorchester	\$ 637,525.00	\$ 6,000.00	\$ 24,000.00	\$ 667,525.00	\$ 432,655.66	\$ 100,282.13	\$ 532,937.79	\$ 1,200,462.79	136,555	\$ 4.89	\$ 8.79
1	Orangeburg	\$ 600,000.00	\$ 10,392.00	\$ -	\$ 610,392.00	\$ 293,076.64	\$ 67,930.13	\$ 361,006.77	\$ 971,398.77	92,501	\$ 6.60	\$ 10.50
<b>Total for 1st Circuit</b>		<b>\$ 1,269,525.00</b>	<b>\$ 16,392.00</b>	<b>\$ 24,000.00</b>	<b>\$ 1,309,917.00</b>	<b>\$ 773,812.19</b>	<b>\$ 179,356.37</b>	<b>\$ 953,168.56</b>	<b>\$ 2,263,085.56</b>	<b>244,231</b>	<b>\$ 5.36</b>	<b>\$ 9.27</b>
2	Aiken	\$ 593,307.00	\$ 84,255.00	\$ 46,000.00	\$ 723,562.00	\$ 507,251.57	\$ 117,572.18	\$ 624,823.75	\$ 1,348,385.75	160,099	\$ 4.52	\$ 8.42
2	Bamberg	\$ 32,500.00	\$ -	\$ 400.00	\$ 32,900.00	\$ 50,852.60	\$ 11,740.38	\$ 62,392.98	\$ 95,292.98	15,987	\$ 2.06	\$ 5.96
2	Barnwell	\$ 50,000.00	\$ 25,000.00	\$ 3,200.00	\$ 78,200.00	\$ 71,671.51	\$ 16,612.25	\$ 88,283.76	\$ 166,483.76	22,621	\$ 3.46	\$ 7.36
<b>Total for 2nd Circuit</b>		<b>\$ 675,807.00</b>	<b>\$ 109,255.00</b>	<b>\$ 49,600.00</b>	<b>\$ 834,662.00</b>	<b>\$ 629,575.69</b>	<b>\$ 145,924.81</b>	<b>\$ 775,500.50</b>	<b>\$ 1,610,162.50</b>	<b>198,707</b>	<b>\$ 4.20</b>	<b>\$ 8.10</b>
3	Clarendon	\$ 75,000.00	\$ -	\$ -	\$ 75,000.00	\$ 110,800.78	\$ 25,681.72	\$ 136,482.50	\$ 211,482.50	34,971	\$ 2.14	\$ 6.05
3	Lee	\$ 40,000.00	\$ -	\$ -	\$ 40,000.00	\$ 60,895.92	\$ 14,114.63	\$ 75,010.55	\$ 115,010.55	19,220	\$ 2.08	\$ 5.98
3	Sumter	\$ 225,000.00	\$ -	\$ 20,000.00	\$ 245,000.00	\$ 340,459.49	\$ 78,912.64	\$ 419,372.13	\$ 664,372.13	107,456	\$ 2.28	\$ 6.18
3	Williamsburg	\$ 31,853.00	\$ -	\$ -	\$ 31,853.00	\$ 109,064.52	\$ 25,279.28	\$ 134,343.80	\$ 166,196.80	34,423	\$ 0.93	\$ 4.83
<b>Total for 3rd Circuit</b>		<b>\$ 371,853.00</b>	<b>\$ -</b>	<b>\$ 20,000.00</b>	<b>\$ 391,853.00</b>	<b>\$ 621,220.71</b>	<b>\$ 143,988.27</b>	<b>\$ 765,208.98</b>	<b>\$ 1,157,061.98</b>	<b>196,070</b>	<b>\$ 2.00</b>	<b>\$ 5.90</b>
4	Chesterfield	\$ 179,050.00	\$ 10,000.00	\$ -	\$ 189,050.00	\$ 148,070.22	\$ 34,320.13	\$ 182,390.35	\$ 371,440.35	46,734	\$ 4.05	\$ 7.95
4	Darlington	\$ 140,000.00	\$ 5,000.00	\$ -	\$ 145,000.00	\$ 217,606.26	\$ 50,437.38	\$ 268,043.64	\$ 413,043.64	68,681	\$ 2.11	\$ 6.01
4	Dillon	\$ 54,000.00	\$ -	\$ -	\$ 54,000.00	\$ 101,584.02	\$ 23,545.44	\$ 125,129.46	\$ 179,129.46	32,062	\$ 1.68	\$ 5.59
4	Marlboro	\$ 52,900.00	\$ 4,000.00	\$ -	\$ 56,900.00	\$ 91,670.21	\$ 21,247.58	\$ 112,917.79	\$ 169,817.79	28,933	\$ 1.97	\$ 5.87
<b>Total for 4th Circuit</b>		<b>\$ 425,950.00</b>	<b>\$ 19,000.00</b>	<b>\$ -</b>	<b>\$ 444,950.00</b>	<b>\$ 558,930.72</b>	<b>\$ 129,550.53</b>	<b>\$ 688,481.25</b>	<b>\$ 1,133,431.25</b>	<b>176,410</b>	<b>\$ 2.52</b>	<b>\$ 6.42</b>
5	Kershaw	\$ 150,000.00	\$ -	\$ -	\$ 150,000.00	\$ 195,478.42	\$ 45,308.53	\$ 240,786.95	\$ 390,786.95	61,697	\$ 2.43	\$ 6.33
5	Richland	\$ 1,567,650.00	\$ -	\$ 100,000.00	\$ 1,667,650.00	\$ 1,218,247.82	\$ 282,368.89	\$ 1,500,616.71	\$ 3,168,266.71	384,504	\$ 4.34	\$ 8.24
<b>Total for 5th Circuit</b>		<b>\$ 1,717,650.00</b>	<b>\$ -</b>	<b>\$ 100,000.00</b>	<b>\$ 1,817,650.00</b>	<b>\$ 1,413,726.24</b>	<b>\$ 327,677.42</b>	<b>\$ 1,741,403.66</b>	<b>\$ 3,559,053.66</b>	<b>446,201</b>	<b>\$ 4.07</b>	<b>\$ 7.98</b>
6	Chester	\$ 100,980.00	\$ -	\$ -	\$ 100,980.00	\$ 104,999.51	\$ 24,337.09	\$ 129,336.60	\$ 230,316.60	33,140	\$ 3.05	\$ 6.95
6	Fairfield	\$ 64,000.00	\$ -	\$ -	\$ 64,000.00	\$ 75,901.28	\$ 17,592.62	\$ 93,493.90	\$ 157,493.90	23,956	\$ 2.67	\$ 6.57
6	Lancaster	\$ 270,000.00	\$ -	\$ -	\$ 270,000.00	\$ 242,861.28	\$ 56,291.06	\$ 299,152.34	\$ 569,152.34	76,652	\$ 3.52	\$ 7.43
<b>Total for 6th Circuit</b>		<b>\$ 434,980.00</b>	<b>\$ -</b>	<b>\$ -</b>	<b>\$ 434,980.00</b>	<b>\$ 423,762.07</b>	<b>\$ 98,220.77</b>	<b>\$ 521,982.84</b>	<b>\$ 956,962.84</b>	<b>133,748</b>	<b>\$ 3.25</b>	<b>\$ 7.15</b>
7	Cherokee	\$ 140,000.00	\$ -	\$ -	\$ 140,000.00	\$ 175,343.48	\$ 40,641.61	\$ 215,985.09	\$ 355,985.09	55,342	\$ 2.53	\$ 6.43
7	Spartanburg	\$ 998,035.00	\$ 118,134.00	\$ -	\$ 1,116,169.00	\$ 900,787.46	\$ 208,787.03	\$ 1,109,574.49	\$ 2,225,743.49	284,307	\$ 3.93	\$ 7.83
<b>Total for 7th Circuit</b>		<b>\$ 1,138,035.00</b>	<b>\$ 118,134.00</b>	<b>\$ -</b>	<b>\$ 1,256,169.00</b>	<b>\$ 1,076,130.95</b>	<b>\$ 249,428.64</b>	<b>\$ 1,325,559.59</b>	<b>\$ 2,581,728.59</b>	<b>339,649</b>	<b>\$ 3.70</b>	<b>\$ 7.60</b>
8	Abbeville	\$ 26,790.00	\$ -	\$ -	\$ 26,790.00	\$ 80,530.25	\$ 18,665.53	\$ 99,195.78	\$ 125,985.78	25,417	\$ 1.05	\$ 4.96
8	Greenwood	\$ 125,000.00	\$ 24,000.00	\$ -	\$ 149,000.00	\$ 220,711.26	\$ 51,157.09	\$ 271,868.35	\$ 420,868.35	69,661	\$ 2.14	\$ 6.04
8	Laurens	\$ 62,000.00	\$ 24,000.00	\$ -	\$ 86,000.00	\$ 210,813.29	\$ 48,862.88	\$ 259,676.17	\$ 345,676.17	66,537	\$ 1.29	\$ 5.20
8	Newberry	\$ 70,475.00	\$ -	\$ -	\$ 70,475.00	\$ 118,838.92	\$ 27,544.80	\$ 146,383.72	\$ 216,858.72	37,508	\$ 1.88	\$ 5.78

Circuit	County	County Appropriated Funding	County Value of Goods/Services	Municipal Govt. Contributions and Grants	Total County Funding	State Appropriated Funds	Fees and Fines	Total State Funding	Total Funding	County Population 2010 Census	Population vs. County Contribution	Population vs. State and County Contribution (Excluding CPD & AA)
Total for 8th Circuit		\$ 284,265.00	\$ 48,000.00	\$ -	\$ 332,265.00	\$ 630,893.72	\$ 146,230.30	\$ 777,124.02	\$ 1,109,389.02	199,123	\$ 1.67	\$ 5.57
9	Berkeley	\$ 413,139.00	\$ -	\$ -	\$ 413,139.00	\$ 563,470.98	\$ 130,602.88	\$ 694,073.86	\$ 1,107,212.86	177,843	\$ 2.32	\$ 6.23
9	Charleston	\$ 3,097,292.00	\$ -	\$ 50,000.00	\$ 3,147,292.00	\$ 1,109,588.85	\$ 257,183.71	\$ 1,366,772.56	\$ 4,514,064.56	350,209	\$ 8.99	\$ 12.89
Total for 9th Circuit		\$ 3,510,431.00	\$ -	\$ 50,000.00	\$ 3,560,431.00	\$ 1,673,059.83	\$ 387,786.59	\$ 2,060,846.42	\$ 5,621,277.42	528,052	\$ 6.74	\$ 10.65
10	Anderson	\$ 338,775.00	\$ -	\$ 45,000.00	\$ 383,775.00	\$ 592,882.89	\$ 137,420.04	\$ 730,302.93	\$ 1,114,077.93	187,126	\$ 2.05	\$ 5.95
10	Oconee	\$ 200,000.00	\$ -	\$ 2,600.00	\$ 202,600.00	\$ 235,323.74	\$ 54,543.99	\$ 289,867.73	\$ 492,467.73	74,273	\$ 2.73	\$ 6.63
Total for 10th Circuit		\$ 538,775.00	\$ -	\$ 47,600.00	\$ 586,375.00	\$ 828,206.63	\$ 191,964.03	\$ 1,020,170.66	\$ 1,606,545.66	261,399	\$ 2.24	\$ 6.15
11	Edgefield	\$ 25,000.00	\$ 2,400.00	\$ -	\$ 27,400.00	\$ 85,498.25	\$ 19,817.00	\$ 105,315.25	\$ 132,715.25	26,985	\$ 1.02	\$ 4.92
11	Lexington	\$ 514,306.00	\$ -	\$ -	\$ 514,306.00	\$ 831,349.64	\$ 192,692.53	\$ 1,024,042.17	\$ 1,538,348.17	262,391	\$ 1.96	\$ 5.86
11	McCormick	\$ 21,000.00	\$ 2,400.00	\$ -	\$ 23,400.00	\$ 32,421.85	\$ 7,514.87	\$ 39,936.72	\$ 63,336.72	10,233	\$ 2.29	\$ 6.19
11	Saluda	\$ 20,000.00	\$ 2,400.00	\$ -	\$ 22,400.00	\$ 62,971.19	\$ 14,595.62	\$ 77,566.81	\$ 99,966.81	19,875	\$ 1.13	\$ 5.03
Total for 11th Circuit		\$ 580,306.00	\$ 7,200.00	\$ -	\$ 587,506.00	\$ 1,012,240.93	\$ 234,620.02	\$ 1,246,860.95	\$ 1,834,366.95	319,484	\$ 1.84	\$ 5.74
12	Florence	\$ 719,865.00	\$ -	\$ 20,000.00	\$ 739,865.00	\$ 433,701.22	\$ 100,524.50	\$ 534,225.72	\$ 1,274,090.72	136,885	\$ 5.41	\$ 9.31
12	Marion	\$ 64,179.00	\$ -	\$ -	\$ 64,179.00	\$ 104,752.38	\$ 24,279.80	\$ 129,032.18	\$ 193,211.18	33,062	\$ 1.94	\$ 5.84
Total for 12th Circuit		\$ 784,044.00	\$ -	\$ 20,000.00	\$ 804,044.00	\$ 538,453.60	\$ 124,804.30	\$ 663,257.90	\$ 1,467,301.90	169,947	\$ 4.73	\$ 8.63
13	Greenville	\$ 732,825.00	\$ -	\$ -	\$ 732,825.00	\$ 1,429,644.09	\$ 331,366.74	\$ 1,761,010.83	\$ 2,493,835.83	451,225	\$ 1.62	\$ 5.53
13	Pickens	\$ 183,805.00	\$ -	\$ 40,000.00	\$ 223,805.00	\$ 377,744.78	\$ 87,554.75	\$ 465,299.53	\$ 689,104.53	119,224	\$ 1.88	\$ 5.78
Total for 13th Circuit		\$ 916,630.00	\$ -	\$ 40,000.00	\$ 956,630.00	\$ 1,807,388.87	\$ 418,921.49	\$ 2,226,310.36	\$ 3,182,940.36	570,449	\$ 1.68	\$ 5.58
14	Allendale	\$ 20,000.00	\$ -	\$ -	\$ 20,000.00	\$ 33,011.16	\$ 7,651.43	\$ 40,662.59	\$ 60,662.59	10,419	\$ 1.92	\$ 5.82
14	Beaufort	\$ 676,393.00	\$ -	\$ -	\$ 676,393.00	\$ 514,012.85	\$ 119,139.35	\$ 633,152.20	\$ 1,309,545.20	162,233	\$ 4.17	\$ 8.07
14	Colleton	\$ 234,901.00	\$ -	\$ -	\$ 234,901.00	\$ 123,223.93	\$ 28,561.19	\$ 151,785.12	\$ 386,686.12	38,892	\$ 6.04	\$ 9.94
14	Hampton	\$ 37,500.00	\$ 6,500.00	\$ -	\$ 44,000.00	\$ 66,820.75	\$ 15,487.91	\$ 82,308.66	\$ 126,308.66	21,090	\$ 2.09	\$ 5.99
14	Jasper	\$ 119,000.00	\$ 5,000.00	\$ -	\$ 124,000.00	\$ 78,502.50	\$ 18,195.53	\$ 96,698.03	\$ 220,698.03	24,777	\$ 5.00	\$ 8.91
Total for 14th Circuit		\$ 1,087,794.00	\$ 11,500.00	\$ -	\$ 1,099,294.00	\$ 815,571.20	\$ 189,035.41	\$ 1,004,606.61	\$ 2,103,900.61	257,411	\$ 4.27	\$ 8.17
15	Georgetown	\$ 126,100.00	\$ 30,000.00	\$ -	\$ 156,100.00	\$ 190,602.31	\$ 44,178.34	\$ 234,780.65	\$ 360,880.65	60,158	\$ 2.10	\$ 6.00
15	Horry	\$ 909,354.00	\$ 80,000.00	\$ -	\$ 989,354.00	\$ 853,211.34	\$ 197,759.72	\$ 1,050,971.06	\$ 2,040,325.06	269,291	\$ 3.67	\$ 7.58
Total for 15th Circuit		\$ 1,005,454.00	\$ 110,000.00	\$ -	\$ 1,115,454.00	\$ 1,043,813.65	\$ 241,938.06	\$ 1,285,751.71	\$ 2,401,205.71	329,449	\$ 3.39	\$ 7.29
16	Union	\$ 90,822.00	\$ 10,000.00	\$ -	\$ 100,822.00	\$ 91,758.93	\$ 21,268.15	\$ 113,027.08	\$ 213,849.08	28,961	\$ 3.48	\$ 7.38
16	York	\$ 1,349,721.00	\$ 20,000.00	\$ -	\$ 1,369,721.00	\$ 716,281.08	\$ 166,021.61	\$ 882,302.69	\$ 882,302.69	226,073	\$ -	\$ 3.90
Total for 16th Circuit		\$ 1,440,543.00	\$ 30,000.00	\$ -	\$ 1,470,543.00	\$ 808,040.00	\$ 187,289.76	\$ 995,329.76	\$ 1,096,151.76	255,034	\$ 0.40	\$ 4.30
Grand Total		\$ 16,182,042.00	\$ 469,481.00	\$ 351,200.00	\$ 17,002,723.00	\$ 14,654,827.00	\$ 3,396,736.77	\$ 18,051,563.77	\$ 33,684,565.77	4,625,364	\$ 3.38	\$ 7.28

**State, County and Municipal Funding by County/Circuit  
Fiscal Year 2015-2016**

Note: County Funding Includes

(1) Appropriated Funding

(2) Values of goods and services provided by the county as per data provided to SCCID by Circuit Public Defenders as of July 1, 2015.

Note: State Funding Includes

(1) Appropriated per capita funding

(2) Fees and Fines appropriated to counties by Statutes and provisos per capita

(3) Fees and Fines are estimated from prior year's civil and probation distribution.

Circuit	County	County Appropriated Funding	County Value of Goods/Services	Municipal Govt. Contributions and Grants	Total County Funding	State Appropriated Funds	Fees and Fines	Total State Funding	Total Funding	County Population 2010 Census	Population vs. County Contribution	Population vs. State and County Contribution (Excluding CPD & AA)
1	Calhoun	\$ 32,000.00	\$ -	\$ -	\$ 32,000.00	\$ 27,537.02	\$ 12,864.81	\$ 40,401.83	\$ 72,401.83	15,175	\$ 2.11	\$ 4.77
1	Dorchester	\$ 637,525.00	\$ 6,000.00	\$ 24,000.00	\$ 667,525.00	\$ 247,796.92	\$ 115,766.22	\$ 363,563.14	\$ 1,031,088.14	136,555	\$ 4.89	\$ 7.55
1	Orangeburg	\$ 600,000.00	\$ 10,392.00	\$ -	\$ 610,392.00	\$ 167,854.76	\$ 78,418.88	\$ 246,273.64	\$ 856,665.64	92,501	\$ 6.60	\$ 9.26
<b>Total for 1st Circuit</b>		<b>\$ 1,269,525.00</b>	<b>\$ 16,392.00</b>	<b>\$ 24,000.00</b>	<b>\$ 1,309,917.00</b>	<b>\$ 443,188.70</b>	<b>\$ 207,049.91</b>	<b>\$ 650,238.61</b>	<b>\$ 1,960,155.61</b>	<b>244,231</b>	<b>\$ 5.36</b>	<b>\$ 8.03</b>
2	Aiken	\$ 324,701.00	\$ 125,000.00	\$ 5,000.00	\$ 454,701.00	\$ 290,520.57	\$ 135,725.94	\$ 426,246.51	\$ 880,947.51	160,099	\$ 2.84	\$ 5.50
2	Bamberg	\$ 31,000.00	\$ -	\$ -	\$ 31,000.00	\$ 29,010.50	\$ 13,553.16	\$ 42,563.66	\$ 73,563.66	15,987	\$ 1.94	\$ 4.60
2	Barnwell	\$ 50,000.00	\$ 25,000.00	\$ -	\$ 75,000.00	\$ 41,048.77	\$ 19,177.24	\$ 60,226.01	\$ 135,226.01	22,621	\$ 3.32	\$ 5.98
<b>Total for 2nd Circuit</b>		<b>\$ 405,701.00</b>	<b>\$ 150,000.00</b>	<b>\$ 5,000.00</b>	<b>\$ 560,701.00</b>	<b>\$ 360,579.84</b>	<b>\$ 168,456.34</b>	<b>\$ 529,036.18</b>	<b>\$ 1,089,737.18</b>	<b>198,707</b>	<b>\$ 2.82</b>	<b>\$ 5.48</b>
3	Clarendon	\$ 75,000.00	\$ -	\$ -	\$ 75,000.00	\$ 63,459.46	\$ 29,647.11	\$ 93,106.57	\$ 168,106.57	34,971	\$ 2.14	\$ 4.81
3	Lee	\$ 40,000.00	\$ -	\$ -	\$ 40,000.00	\$ 34,877.20	\$ 16,294.01	\$ 51,171.21	\$ 91,171.21	19,220	\$ 2.08	\$ 4.74
3	Sumter	\$ 225,000.00	\$ -	\$ -	\$ 225,000.00	\$ 194,992.97	\$ 91,097.18	\$ 286,090.15	\$ 511,090.15	107,456	\$ 2.09	\$ 4.76
3	Williamsburg	\$ 31,853.00	\$ -	\$ -	\$ 31,853.00	\$ 62,465.03	\$ 29,182.53	\$ 91,647.56	\$ 123,500.56	34,423	\$ 0.93	\$ 3.59
<b>Total for 3rd Circuit</b>		<b>\$ 371,853.00</b>	<b>\$ -</b>	<b>\$ -</b>	<b>\$ 371,853.00</b>	<b>\$ 355,794.66</b>	<b>\$ 166,220.83</b>	<b>\$ 522,015.49</b>	<b>\$ 893,868.49</b>	<b>196,070</b>	<b>\$ 1.90</b>	<b>\$ 4.56</b>
4	Chesterfield	\$ 179,050.00	\$ 10,000.00	\$ -	\$ 189,050.00	\$ 84,804.96	\$ 39,619.33	\$ 124,424.29	\$ 313,474.29	46,734	\$ 4.05	\$ 6.71
4	Darlington	\$ 140,000.00	\$ 5,000.00	\$ -	\$ 145,000.00	\$ 124,630.85	\$ 58,225.18	\$ 182,855.83	\$ 327,855.83	68,681	\$ 2.11	\$ 4.77
4	Dillon	\$ 54,000.00	\$ -	\$ -	\$ 54,000.00	\$ 58,180.69	\$ 27,180.95	\$ 85,361.64	\$ 139,361.64	32,062	\$ 1.68	\$ 4.35
4	Marlboro	\$ 52,290.00	\$ 4,000.00	\$ -	\$ 56,290.00	\$ 52,502.71	\$ 24,528.33	\$ 77,031.04	\$ 133,321.04	28,933	\$ 1.95	\$ 4.61
<b>Total for 4th Circuit</b>		<b>\$ 425,340.00</b>	<b>\$ 19,000.00</b>	<b>\$ -</b>	<b>\$ 444,340.00</b>	<b>\$ 320,119.01</b>	<b>\$ 149,563.79</b>	<b>\$ 469,672.80</b>	<b>\$ 914,012.80</b>	<b>176,410</b>	<b>\$ 2.52</b>	<b>\$ 5.18</b>
5	Kershaw	\$ 150,000.00	\$ -	\$ -	\$ 150,000.00	\$ 111,957.27	\$ 52,304.42	\$ 164,261.69	\$ 314,261.69	61,697	\$ 2.43	\$ 5.09
5	Richland	\$ 1,567,650.00	\$ -	\$ 100,000.00	\$ 1,667,650.00	\$ 697,732.80	\$ 325,968.07	\$ 1,023,700.87	\$ 2,691,350.87	384,504	\$ 4.34	\$ 7.00
<b>Total for 5th Circuit</b>		<b>\$ 1,717,650.00</b>	<b>\$ -</b>	<b>\$ 100,000.00</b>	<b>\$ 1,817,650.00</b>	<b>\$ 809,690.07</b>	<b>\$ 378,272.49</b>	<b>\$ 1,187,962.56</b>	<b>\$ 3,005,612.56</b>	<b>446,201</b>	<b>\$ 4.07</b>	<b>\$ 6.74</b>
6	Chester	\$ 100,980.00	\$ -	\$ -	\$ 100,980.00	\$ 60,136.86	\$ 28,094.87	\$ 88,231.73	\$ 189,211.73	33,140	\$ 3.05	\$ 5.71
6	Fairfield	\$ 64,000.00	\$ -	\$ -	\$ 64,000.00	\$ 43,471.30	\$ 20,308.99	\$ 63,780.29	\$ 127,780.29	23,956	\$ 2.67	\$ 5.33
6	Lancaster	\$ 270,000.00	\$ -	\$ -	\$ 270,000.00	\$ 139,095.08	\$ 64,982.70	\$ 204,077.78	\$ 474,077.78	76,652	\$ 3.52	\$ 6.18
<b>Total for 6th Circuit</b>		<b>\$ 434,980.00</b>	<b>\$ -</b>	<b>\$ -</b>	<b>\$ 434,980.00</b>	<b>\$ 242,703.24</b>	<b>\$ 113,386.56</b>	<b>\$ 356,089.80</b>	<b>\$ 791,069.80</b>	<b>133,748</b>	<b>\$ 3.25</b>	<b>\$ 5.91</b>
7	Cherokee	\$ 140,000.00	\$ -	\$ -	\$ 140,000.00	\$ 100,425.30	\$ 46,916.88	\$ 147,342.18	\$ 287,342.18	55,342	\$ 2.53	\$ 5.19
7	Spartanburg	\$ 998,035.00	\$ 118,134.00	\$ -	\$ 1,116,169.00	\$ 515,912.24	\$ 241,024.82	\$ 756,937.06	\$ 1,873,106.06	284,307	\$ 3.93	\$ 6.59
<b>Total for 7th Circuit</b>		<b>\$ 1,138,035.00</b>	<b>\$ 118,134.00</b>	<b>\$ -</b>	<b>\$ 1,256,169.00</b>	<b>\$ 616,337.54</b>	<b>\$ 287,941.70</b>	<b>\$ 904,279.24</b>	<b>\$ 2,160,448.24</b>	<b>339,649</b>	<b>\$ 3.70</b>	<b>\$ 6.36</b>
8	Abbeville	\$ 26,790.00	\$ -	\$ -	\$ 26,790.00	\$ 46,122.47	\$ 21,547.58	\$ 67,670.05	\$ 94,460.05	25,417	\$ 1.05	\$ 3.72
8	Greenwood	\$ 125,000.00	\$ 24,000.00	\$ -	\$ 149,000.00	\$ 126,408.99	\$ 59,055.97	\$ 185,464.96	\$ 334,464.96	69,661	\$ 2.14	\$ 4.80
8	Laurens	\$ 62,000.00	\$ 24,000.00	\$ -	\$ 86,000.00	\$ 120,740.09	\$ 56,407.58	\$ 177,147.67	\$ 263,147.67	66,537	\$ 1.29	\$ 3.95
8	Newberry	\$ 70,475.00	\$ -	\$ -	\$ 70,475.00	\$ 68,063.18	\$ 31,797.87	\$ 99,861.05	\$ 170,336.05	37,508	\$ 1.88	\$ 4.54

Circuit	County	County Appropriated Funding	County Value of Goods/Services	Municipal Govt. Contributions and Grants	Total County Funding	State Appropriated Funds	Fees and Fines	Total State Funding	Total Funding	County Population 2010 Census	Population vs. County Contribution	Population vs. State and County Contribution (Excluding CPD & AA)
Total for 8th Circuit		\$ 284,265.00	\$ 48,000.00	\$ -	\$ 332,265.00	\$ 361,334.73	\$ 168,809.00	\$ 530,143.73	\$ 862,408.73	199,123	\$ 1.67	\$ 4.33
9	Berkeley	\$ 413,139.00	\$ -	\$ -	\$ 413,139.00	\$ 322,719.39	\$ 150,768.63	\$ 473,488.02	\$ 886,627.02	177,843	\$ 2.32	\$ 4.99
9	Charleston	\$ 3,097,292.00	\$ -	\$ 50,000.00	\$ 3,147,292.00	\$ 635,500.04	\$ 296,894.04	\$ 932,394.08	\$ 4,079,686.08	350,209	\$ 8.99	\$ 11.65
Total for 9th Circuit		\$ 3,510,431.00	\$ -	\$ 50,000.00	\$ 3,560,431.00	\$ 958,219.43	\$ 447,662.67	\$ 1,405,882.10	\$ 4,966,313.10	528,052	\$ 6.74	\$ 9.40
10	Anderson	\$ 338,775.00	\$ -	\$ -	\$ 338,775.00	\$ 339,564.60	\$ 158,638.40	\$ 498,203.00	\$ 836,978.00	187,126	\$ 1.81	\$ 4.47
10	Oconee	\$ 200,000.00	\$ -	\$ -	\$ 200,000.00	\$ 134,778.07	\$ 62,965.88	\$ 197,743.95	\$ 397,743.95	74,273	\$ 2.69	\$ 5.36
Total for 10th Circuit		\$ 538,775.00	\$ -	\$ -	\$ 538,775.00	\$ 474,342.67	\$ 221,604.28	\$ 695,946.95	\$ 1,234,721.95	261,399	\$ 2.06	\$ 4.72
11	Edgefield	\$ 25,000.00	\$ 2,400.00	\$ -	\$ 27,400.00	\$ 48,967.81	\$ 22,876.89	\$ 71,844.70	\$ 99,244.70	26,985	\$ 1.02	\$ 3.68
11	Lexington	\$ 514,306.00	\$ -	\$ -	\$ 514,306.00	\$ 476,142.80	\$ 222,445.24	\$ 698,588.04	\$ 1,212,894.04	262,391	\$ 1.96	\$ 4.62
11	McCormick	\$ 21,000.00	\$ 2,400.00	\$ -	\$ 23,400.00	\$ 18,569.12	\$ 8,675.17	\$ 27,244.29	\$ 50,644.29	10,233	\$ 2.29	\$ 4.95
11	Saluda	\$ 20,000.00	\$ 2,400.00	\$ -	\$ 22,400.00	\$ 36,065.79	\$ 16,849.26	\$ 52,915.05	\$ 75,315.05	19,875	\$ 1.13	\$ 3.79
Total for 11th Circuit		\$ 580,306.00	\$ 7,200.00	\$ -	\$ 587,506.00	\$ 579,745.52	\$ 270,846.56	\$ 850,592.08	\$ 1,438,098.08	319,484	\$ 1.84	\$ 4.50
12	Florence	\$ 719,865.00	\$ -	\$ 20,000.00	\$ 739,865.00	\$ 248,395.74	\$ 116,045.97	\$ 364,441.71	\$ 1,104,306.71	136,885	\$ 5.41	\$ 8.07
12	Marion	\$ 64,179.00	\$ -	\$ -	\$ 64,179.00	\$ 59,995.33	\$ 28,028.74	\$ 88,024.07	\$ 152,203.07	33,062	\$ 1.94	\$ 4.60
Total for 12th Circuit		\$ 784,044.00	\$ -	\$ 20,000.00	\$ 804,044.00	\$ 308,391.07	\$ 144,074.71	\$ 452,465.78	\$ 1,256,509.78	169,947	\$ 4.73	\$ 7.39
13	Greenville	\$ 747,825.00	\$ -	\$ -	\$ 747,825.00	\$ 818,806.79	\$ 783,531.40	\$ 1,602,338.19	\$ 2,350,163.19	451,225	\$ 1.66	\$ 5.21
13	Pickens	\$ 102,286.00	\$ -	\$ -	\$ 102,286.00	\$ 216,347.54	\$ 101,073.64	\$ 317,421.18	\$ 419,707.18	119,224	\$ 0.86	\$ 3.52
Total for 13th Circuit		\$ 850,111.00	\$ -	\$ -	\$ 850,111.00	\$ 1,035,154.33	\$ 884,605.04	\$ 1,919,759.37	\$ 2,769,870.37	570,449	\$ 1.49	\$ 4.86
14	Allendale	\$ 20,000.00	\$ -	\$ -	\$ 20,000.00	\$ 18,906.65	\$ 8,832.90	\$ 27,739.55	\$ 47,739.55	10,419	\$ 1.92	\$ 4.58
14	Beaufort	\$ 676,393.00	\$ -	\$ -	\$ 676,393.00	\$ 294,392.99	\$ 137,535.05	\$ 431,928.04	\$ 1,108,321.04	162,233	\$ 4.17	\$ 6.83
14	Colleton	\$ 234,901.00	\$ -	\$ -	\$ 234,901.00	\$ 70,574.62	\$ 32,971.17	\$ 103,545.79	\$ 338,446.79	38,892	\$ 6.04	\$ 8.70
14	Hampton	\$ 37,500.00	\$ 6,500.00	\$ -	\$ 44,000.00	\$ 38,270.56	\$ 17,879.31	\$ 56,149.87	\$ 100,149.87	21,090	\$ 2.09	\$ 4.75
14	Jasper	\$ 119,000.00	\$ 5,000.00	\$ -	\$ 124,000.00	\$ 44,961.11	\$ 21,005.00	\$ 65,966.11	\$ 189,966.11	24,777	\$ 5.00	\$ 7.67
Total for 14th Circuit		\$ 1,087,794.00	\$ 11,500.00	\$ -	\$ 1,099,294.00	\$ 467,105.93	\$ 218,223.43	\$ 685,329.36	\$ 1,784,623.36	257,411	\$ 4.27	\$ 6.93
15	Georgetown	\$ 96,100.00	\$ 30,000.00	\$ -	\$ 126,100.00	\$ 109,164.56	\$ 50,999.69	\$ 160,164.25	\$ 286,264.25	60,158	\$ 2.10	\$ 4.76
15	Horry	\$ 909,354.00	\$ 80,000.00	\$ -	\$ 989,354.00	\$ 488,663.74	\$ 228,294.82	\$ 716,958.56	\$ 1,706,312.56	269,291	\$ 3.67	\$ 6.34
Total for 15th Circuit		\$ 1,005,454.00	\$ 110,000.00	\$ -	\$ 1,115,454.00	\$ 597,828.30	\$ 279,294.51	\$ 877,122.81	\$ 1,992,576.81	329,449	\$ 3.39	\$ 6.05
16	Union	\$ 90,822.00	\$ 10,000.00	\$ -	\$ 100,822.00	\$ 52,553.53	\$ 24,552.05	\$ 77,105.58	\$ 177,927.58	28,961	\$ 3.48	\$ 6.14
16	York	\$ 1,349,721.00	\$ 20,000.00	\$ 15,000.00	\$ 1,384,721.00	\$ 410,239.03	\$ 191,656.21	\$ 601,895.24	\$ 1,986,616.24	226,073	\$ 6.13	\$ 8.79
Total for 16th Circuit		\$ 1,440,543.00	\$ 30,000.00	\$ 15,000.00	\$ 1,485,543.00	\$ 462,792.56	\$ 216,208.26	\$ 679,000.82	\$ 2,164,543.82	255,034	\$ 5.82	\$ 8.49
Grand Total		\$ 15,844,807.00	\$ 510,226.00	\$ 214,000.00	\$ 16,569,033.00	\$ 8,393,327.60	\$ 4,322,210.08	\$ 12,715,537.68	\$ 29,284,570.68	4,625,364	\$ 3.58	\$ 6.33

### Audit of Funds

Circuit	County	County Conducts Y/N	Explain	Other Entity Conducts Y/N	How Often Audit is Audit Performed
1	Calhoun	N		Y	Annually
1	Dorchester	Y	County does an annual audit of all county funds and expenditures at the first of each calendar year.	Y	Can be performed as needed and if needed. the firm we use for all circuit business
1	Orangeburg	N	Requires audits be provided annually by agencies funded by the county	Y	Quarterly with an annual audit
2	Aiken	Y	A private company has conducted annual audits.	Y	Annual
2	Bamberg	N	We contract with a private cpa firm to perform annual audits and a copy of the audit report is sent to the county administrator.	Y	Annually
2	Barnwell	N	We contract with an accounting firm to perform annual audits. a copy of audit report is sent to the county administrator.	Y	Annually
3	Clarendon	Y	Partial audit by county- they conduct an annual audit on funds turned over to them for operation of all counties in the third circuit.	Y	Annually
3	Lee	Y	County conducts an audit on all county and state regular, variable or other appropriated funding. any current "carry-forward" or "proviso funding" is now also forwarded to county govt. so it is now included in their annual county wide audit.	Y	Annual reconcilliation review of all incoming and outgoing funds (operating & trust).
3	Sumter	Y	Partial audit by county- they conduct an annual audit on funds turned over to them for operation of all counties in the third circuit.	Y	Annual financial reconcilliation

### Audit of Funds

Circuit	County	County Conducts Y/N	Explain	Other Entity Conducts Y/N	How Often Audit is Audit Performed
3	Williamsburg	Y	All incoming state & county appropriated and state variable funding is forwarded to sumter county govt. as admin county- these funds are then automatically included in their annual county audit. current year incoming proviso and carryforward funding is also now being forwarded to the sumter county govt. as received.	Y	Annual financial reconcilliation
4	Chesterfield	N	County will request confirmation from state and other entities of revenue sent to public defender	N	Once a year
4	Darlington	N	Only administrating county conducts audit	Y	Annual audit
4	Dillon	N	Only administrative county conducts audit	N	Yearly
4	Marlboro	N	Only administrating county conducts audit	Y	Yearly
5	Kershaw	N		Y	Annually
5	Richland	N		Y	Annually
6	Chester	N		Y	Yearly
6	Fairfield	N		Y	Yearly
6	Lancaster	N		Y	Yearly
7	Cherokee	N	Every quarter, i provide the administering county's budget department copies of all bank statements.	N	
7	Spartanburg	N	Every quarter, i provide the county budget office copies of all bank statements for my office.	N	

### Audit of Funds

Circuit	County	County Conducts Y/N	Explain	Other Entity Conducts Y/N	How Often Audit is Audit Performed
8	Abbeville	N	Our county does not conduct an audit, but we use a professional accounting firm to monitor our record-keeping.	N	I am in discussions with our accounting firm to begin conducting a yearly audit for fy17-18.
8	Greenwood	N	Our county does not conduct an audit, but we use a professional accounting firm to monitor our record-keeping.	N	I am in discussions with our accounting firm to begin conducting a yearly audit for fy17-18.
8	Laurens	N	Our county does not conduct an audit, but we use a professional accounting firm to monitor our record-keeping.	N	I am in discussions with our accounting firm to begin conducting a yearly audit for fy17-18.
8	Newberry	N	Our county does not conduct an audit, but we use a professional accounting firm to monitor our record-keeping.	N	I am in discussions with our accounting firm to begin conducting a yearly audit for fy17-18.
9	Berkeley	Y	The charleston county internal auditor periodically conducts a thorough audit of all the state, county, and miscellaneous funds that the berkeley pd office receives as well as their expenses. all of berkeley's revenue and expense accounts are monitored continuously by the charleston county finance, treasurer, and budget departments.	Y	Annually/periodically
9	Charleston	Y	The charleston county internal auditor periodically conducts a thorough audit of all the state, county, municipal/magistrate court funds, and client fees that we receive as well as our petty cash fund, all our expenses and our restitution account. all of our revenue and expense accounts are monitored by the charleston county finance, treasurer, and budget departments.	Y	Annually/periodically

### Audit of Funds

Circuit	County	County Conducts Y/N	Explain	Other Entity Conducts Y/N	How Often Audit is Audit Performed
10	Anderson	Y	State, county and municipal funds are forwarded to anderson county finance office to administer.	N	
10	Oconee	N	Anderson county handles funds and provides auditing	N	Annually
11	Edgefield	N	Lexington county audits funds.	Y	1 time a year
11	Lexington	Y	County audit		Once a year
11	McCormick	N		Y	Once a year
11	Saluda	N		Y	Once a year
12	Florence	N	Florence county audits the county funding on an annual basis.	Y	Annually
12	Marion	N	Marion county conducts an annual audit of all county funds	Y	Annually
13	Greenville	N	The county auditor audits all funds which are processed as the administering county for the 13th circuit	N	N/a
13	Pickens	N	County auditor audits the county funds. state funds are audited by our administrative county.	N	
14	Allendale	N		N	Annually
14	Beaufort	Y	Beaufort county conducts an audit of all public defender funds for the 14th circuit.	N	Annually
14	Colleton	N		N	Annually
14	Hampton	N		N	Annually
14	Jasper	N		N	Annually
15	Georgetown	Y	Annually	N	
15	Horry	Y	As part of the overall audit for the county.	N	Annual

# Audit of Funds

Circuit	County	County Conducts Y/N	Explain	Other Entity Conducts Y/N	How Often Audit is Audit Performed
16	Union	N		N	
16	York	Y		N	

**PD Receipt or Collection of Funds  
Including Cash or Checks**

Circuit		County	Collecting/Receiving Funds of Cash Check or Credit Y/N	Nature of Funds Collected and Disposition of Funds	Maintains One or More Bank Accounts Y/N
1	Calhoun		N		Y
1	Dorchester		Y	Application fees only	Y
1	Orangeburg		N		Y
2	Allen		Y	Application fees that are sent monthly to the state treasurer	Y
2	Bamberg		N		N
2	Barnwell		N	Application fees that are sent monthly to the state treasurer	N
3	Clarendon		N		N
3	Lee		N		N
3	Sumter		Y	\$40 public defender application fees	Y
3	Williamsburg		N		N
4	Chesterfield		Y	We collect \$40.00 application fee	Y
4	Darlington		Y	We collect the \$40.00 application fees	N
4	Dillon		Y	We collect the \$40.00 application fees	N
4	Marlboro		Y	We collect the \$40.00 application fees	N
5	Kershaw		N		Y
5	Richland		Y	Payments from academic institutions to be used to pay salaries of students employed as independent contractors.	Y
6	Chester		N		N
6	Fairfield		N		N
6	Lancaster		N		Y
7	Cherokee		N	Receive funds from Cherokee county, city of gaffney, and the funds from commission on indigent defense. these funds are deposited in my Cherokee county account, which is then given to spartanburg county to cover the expenses of the office.	Y
7	Spartanburg		N	Receive funds from the commission on indigent defense. the funds are held in a bank account and distributed to spartanburg county to pay for expenses as budgeted. also funds are used for some office expenses that are paid directly by the office	Y
8	Abbeville		Y	We receive bi-yearly payments from the county and deposit those funds in our operating account. we also receive periodic payments from the municipalities with which we've contracted and also deposit those funds in our operating account.	N
8	Greenwood		Y	We receive quarterly payments from greenwood county and periodic payments from ninety-six municipal court. those funds are deposited into our operating account.	Y
8	Laurens		Y	We receive quarterly payments from laurens county and periodic payments from city courts. those funds are deposited into our operating account.	N

**PD Receipt or Collection of Funds  
Including Cash or Checks**

Circuit	County	Collecting/Receiving Funds of Cash Check or Credit Y/N	Nature of Funds Collected and Disposition of Funds	Maintains One or More Bank Accounts Y/N
8	Newberry	N	The appropriated funds are paid directly to Charles Verner in the form of his salary.	N
9	Berkeley	Y	They collect the juvenile application fees and then send them to the clerk of court.	N
9	Charleston	Y	This office receives/collects cash and money orders from clients paying their state application fees, their restitution payments or fees/fines to the various courts, etc.	Y
10	Anderson	N		Y
10	Oconee	N		N
11	Edgefield	N		N
11	Lexington	N		Y
11	McCormick	N		N
11	Saluda	N		N
12	Florence	N	We receive checks from municipal courts for representation and the solicitor's office for drug court. The checks are deposited in our bank account. Our office does not receive any cash.	Y
12	Marion	N		Y
13	Greenville	Y	Court ordered funds	Y
13	Pickens	Y	Court ordered funds	Y
14	Albermarle	N		N
14	Beaufort	N		N
14	Colleton	N		N
14	Hampton	N		N
14	Jasper	N		N
15	Georgetown	Y	\$40.00 application fees. The funds are sent to SC state treasurer in Columbia, SC.	N
15	Horry	N		Y
16	Union	N		N
16	York	N		N

**Public Defender with Less than 3 Years Experience as of July 1, 2017**

<b>Circuit</b>	<b>County</b>	<b>FTE &amp; PTE</b>	<b>FTC &amp; PTC</b>	<b>Grand Total</b>
1	Calhoun	0	1	1
1	Dorchester	1	0	1
1	Orangeburg	1	0	1
<b>Total for 1st Circuit</b>		<b>2</b>	<b>1</b>	<b>3</b>
2	Aiken	2	0	2
2	Bamberg	0	0	0
2	Barnwell	0	0	0
<b>Total for 2nd Circuit</b>		<b>2</b>	<b>0</b>	<b>2</b>
3	Clarendon	0	0	0
3	Lee	0	1	1
3	Sumter	4	0	4
3	Williamsburg	0	0	0
<b>Total for 3rd Circuit</b>		<b>4</b>	<b>1</b>	<b>5</b>
4	Chesterfield	4	0	4
4	Darlington	3	0	3
4	Dillon	1	0	1
4	Marlboro	0	0	0
<b>Total for 4th Circuit</b>		<b>8</b>	<b>0</b>	<b>8</b>
5	Kershaw	2	0	2
5	Richland	16	0	16
<b>Total for 5th Circuit</b>		<b>18</b>	<b>0</b>	<b>18</b>
6	Chester	0	0	0
6	Fairfield	0	0	0
6	Lancaster	3	0	3
<b>Total for 6th Circuit</b>		<b>3</b>	<b>0</b>	<b>3</b>
7	Cherokee	1	1	2
7	Spartanburg	5	0	5
<b>Total for 7th Circuit</b>		<b>6</b>	<b>1</b>	<b>7</b>
8	Abbeville	1	0	1
8	Greenwood	2	0	2

**Public Defender with Less than 3 Years Experience as of July 1, 2017**

<b>Circuit</b>	<b>County</b>	<b>FTE &amp; PTE</b>	<b>FTC &amp; PTC</b>	<b>Grand Total</b>
8	Laurens	1	0	1
8	Newberry	0	0	0
<b>Total for 8th Circuit</b>		<b>4</b>	<b>0</b>	<b>4</b>
9	Berkeley	3	0	3
9	Charleston	9	0	9
<b>Total for 9th Circuit</b>		<b>12</b>	<b>0</b>	<b>12</b>
10	Anderson	5	2	7
10	Oconee	1	0	1
<b>Total for 10th Circuit</b>		<b>6</b>	<b>2</b>	<b>8</b>
11	Edgefield	0	0	0
11	Lexington	1	0	1
11	McCormick	0	0	0
11	Saluda	0	0	0
<b>Total for 11th Circuit</b>		<b>1</b>	<b>0</b>	<b>1</b>
12	Florence	1	0	1
12	Marion	0	0	0
<b>Total for 12th Circuit</b>		<b>1</b>	<b>0</b>	<b>1</b>
13	Greenville	4	0	4
13	Pickens	2	0	2
<b>Total for 13th Circuit</b>		<b>6</b>	<b>0</b>	<b>6</b>
14	Allendale	0	0	0
14	Beaufort	0	0	0
14	Colleton	0	0	0
14	Hampton	0	0	0
14	Jasper	0	0	0
<b>Total for 14th Circuit</b>		<b>0</b>	<b>0</b>	<b>0</b>
15	Georgetown	0	0	0
15	Horry	3	0	3
<b>Total for 15th Circuit</b>		<b>3</b>	<b>0</b>	<b>3</b>

**Public Defender with Less than 3 Years Experience as of July 1, 2017**

<b>Circuit</b>	<b>County</b>	<b>FTE &amp; PTE</b>	<b>FTC &amp; PTC</b>	<b>Grand Total</b>
16	Union	0	0	0
16	York	4	0	4
<b>Total for 16th Circuit</b>		<b>4</b>	<b>0</b>	<b>4</b>
<b>Grand Total</b>		<b>80</b>	<b>5</b>	<b>85</b>

**Public Defender and Contract Public Defender Experience as of July 1, 2017**

<b>Circuit</b>	<b>County</b>	<b>3-5 Years</b>	<b>6-10 Years</b>	<b>11 or More Years</b>
1	Calhoun	0	1	1
1	Dorchester	2	3	5
1	Orangeburg	2	2	4
<b>Total for 1st Circuit</b>		<b>4</b>	<b>6</b>	<b>10</b>
2	Aiken	2	4	2
2	Bamberg	0	1	0
2	Barnwell	0	0	1
<b>Total for 2nd Circuit</b>		<b>2</b>	<b>5</b>	<b>3</b>
3	Clarendon	1	0	1
3	Lee	0	0	1
3	Sumter	1	2	2
3	Williamsburg	0	1	0
<b>Total for 3rd Circuit</b>		<b>2</b>	<b>3</b>	<b>4</b>
4	Chesterfield	0	0	0
4	Darlington	0	0	1
4	Dillon	2	0	0
4	Marlboro	0	0	1
<b>Total for 4th Circuit</b>		<b>2</b>	<b>0</b>	<b>2</b>
5	Kershaw	0	2	0
5	Richland	13	4	2
<b>Total for 5th Circuit</b>		<b>13</b>	<b>6</b>	<b>2</b>
6	Chester	1	0	1
6	Fairfield	0	0	3
6	Lancaster	3	1	1
<b>Total for 6th Circuit</b>		<b>4</b>	<b>1</b>	<b>5</b>
7	Cherokee	1	0	1
7	Spartanburg	4	5	6
<b>Total for 7th Circuit</b>		<b>5</b>	<b>5</b>	<b>7</b>
8	Abbeville	0	0	0

**Public Defender and Contract Public Defender Experience as of July 1, 2017**

<b>Circuit</b>	<b>County</b>	<b>3-5 Years</b>	<b>6-10 Years</b>	<b>11 or More Years</b>
8	Greenwood	2	0	2
8	Laurens	1	2	0
8	Newberry	0	0	1
<b>Total for 8th Circuit</b>		<b>3</b>	<b>2</b>	<b>3</b>
9	Berkeley	2	1	3
9	Charleston	5	6	11
<b>Total for 9th Circuit</b>		<b>7</b>	<b>7</b>	<b>14</b>
10	Anderson	1	0	2
10	Oconee	1	1	2
<b>Total for 10th Circuit</b>		<b>2</b>	<b>1</b>	<b>4</b>
11	Edgefield	0	1	0
11	Lexington	2	4	6
11	McCormick	0	0	0
11	Saluda	0	1	0
<b>Total for 11th Circuit</b>		<b>2</b>	<b>6</b>	<b>6</b>
12	Florence	1	5	4
12	Marion	0	1	1
<b>Total for 12th Circuit</b>		<b>1</b>	<b>6</b>	<b>5</b>
13	Greenville	6	3	9
13	Pickens	0	0	4
<b>Total for 13th Circuit</b>		<b>6</b>	<b>3</b>	<b>13</b>
14	Allendale	0	0	3
14	Beaufort	0	3	8
14	Colleton	0	1	2
14	Hampton	0	0	3
14	Jasper	0	0	3
<b>Total for 14th Circuit</b>		<b>0</b>	<b>4</b>	<b>19</b>
15	Georgetown	1	1	1
15	Horry	0	4	6

**Public Defender and Contract Public Defender Experience as of July 1, 2017**

<b>Circuit</b>	<b>County</b>	<b>3-5 Years</b>	<b>6-10 Years</b>	<b>11 or More Years</b>
<b>Total for 15th Circuit</b>		<b>1</b>	<b>5</b>	<b>7</b>
16	Union	1	0	2
16	York	3	2	7
<b>Total for 16th Circuit</b>		<b>4</b>	<b>2</b>	<b>9</b>
<b>Grand Total</b>		<b>58</b>	<b>62</b>	<b>113</b>

### Training and Mentoring Programs as of July 1, 2017

Circuit	County	Skills/Professional Training	Mentoring Program
1	Calhoun	N	N
1	Dorchester	Y	Y
1	Orangeburg	Y	Y
2	Aiken	Y	Y
2	Bamberg	Y	Y
2	Barnwell	Y	Y
3	Clarendon	N	N
3	Lee	N	N
3	Sumter	N	N
3	Williamsburg	N	N
4	Chesterfield	N	N
4	Darlington	N	N
4	Dillon	N	N
4	Marlboro	N	N
5	Kershaw	Y	N
5	Richland	Y	N
6	Chester	N	N
6	Fairfield	N	N
6	Lancaster	N	N
7	Cherokee	N	N
7	Spartanburg	N	N
8	Abbeville	Y	N
8	Greenwood	Y	N
8	Laurens	Y	N
8	Newberry	Y	N
9	Berkeley	Y	Y
9	Charleston	Y	Y
10	Anderson	N	N
10	Oconee	N	N
11	Edgefield	N	Y
11	Lexington	Y	Y
11	McCormick	N	Y
11	Saluda	N	N

### Training and Mentoring Programs as of July 1, 2017

Circuit	County	Skills/Professional Training	Mentoring Program
12	Florence	N	N
12	Marion	N	N
13	Greenville	Y	Y
13	Pickens	Y	Y
14	Allendale	Y	Y
14	Beaufort	Y	Y
14	Colleton	Y	Y
14	Hampton	Y	Y
14	Jasper	Y	Y
15	Georgetown	N	Y
15	Horry	Y	Y
16	Union	N	N
16	York	N	N

## Grant Amounts as of July 1, 2017

Circuit	County	FY 14-15	FY 15-16	FY 16-17	FY 17-18
1	Calhoun	\$0	\$0	\$0	\$0
1	Dorchester	\$0	\$0	\$0	\$1,500
1	Orangeburg	\$0	\$0	\$0	\$1,500
<b>Total for 1st Circuit</b>		<b>\$0</b>	<b>\$0</b>	<b>\$0</b>	<b>\$0</b>
2	Aiken	\$0	\$0	\$0	\$0
2	Bamberg	\$0	\$0	\$0	\$0
2	Barnwell	\$0	\$0	\$0	\$0
<b>Total for 2nd Circuit</b>		<b>\$0</b>	<b>\$0</b>	<b>\$0</b>	<b>\$0</b>
3	Clarendon	\$0	\$0	\$0	\$0
3	Lee	\$0	\$0	\$0	\$0
3	Sumter	\$0	\$0	\$0	\$0
3	Williamsburg	\$0	\$0	\$0	\$0
<b>Total for 3rd Circuit</b>		<b>\$0</b>	<b>\$0</b>	<b>\$0</b>	<b>\$0</b>
4	Chesterfield	\$0	\$0	\$0	\$0
4	Darlington	\$0	\$0	\$0	\$0
4	Dillon	\$0	\$0	\$0	\$0
4	Marlboro	\$0	\$0	\$0	\$0
<b>Total for 4th Circuit</b>		<b>\$0</b>	<b>\$0</b>	<b>\$0</b>	<b>\$0</b>
5	Kershaw	\$0	\$0	\$0	\$0
5	Richland	\$0	\$0	\$0	\$90,000
<b>Total for 5th Circuit</b>		<b>\$0</b>	<b>\$0</b>	<b>\$0</b>	<b>\$0</b>
6	Chester	\$0	\$0	\$0	\$0
6	Fairfield	\$0	\$0	\$0	\$0
6	Lancaster	\$0	\$0	\$0	\$0
<b>Total for 6th Circuit</b>		<b>\$0</b>	<b>\$0</b>	<b>\$0</b>	<b>\$0</b>
7	Cherokee	\$0	\$0	\$0	\$0
7	Spartanburg	\$0	\$0	\$0	\$0
<b>Total for 7th Circuit</b>		<b>\$0</b>	<b>\$0</b>	<b>\$0</b>	<b>\$0</b>

## Grant Amounts as of July 1, 2017

8	Abbeville	\$0	\$0	\$0	\$0
8	Greenwood	\$0	\$0	\$0	\$0
8	Laurens	\$0	\$0	\$0	\$0
8	Newberry	\$0	\$0	\$0	\$0
<b>Total for 8th Circuit</b>		<b>\$0</b>	<b>\$0</b>	<b>\$0</b>	<b>\$0</b>
9	Berkeley	\$0	\$0	\$0	\$0
9	Charleston	\$0	\$0	\$0	\$142,889
<b>Total for 9th Circuit</b>		<b>\$0</b>	<b>\$0</b>	<b>\$0</b>	<b>\$0</b>
10	Anderson	\$0	\$0	\$0	\$0
10	Oconee	\$0	\$0	\$0	\$0
<b>Total for 10th Circuit</b>		<b>\$0</b>	<b>\$0</b>	<b>\$0</b>	<b>\$0</b>
11	Edgefield	\$0	\$0	\$0	\$0
11	Lexington	\$0	\$0	\$0	\$0
11	McCormick	\$0	\$0	\$0	\$0
11	Saluda	\$0	\$0	\$0	\$0
<b>Total for 11th Circuit</b>		<b>\$0</b>	<b>\$0</b>	<b>\$0</b>	<b>\$0</b>
12	Florence	\$0	\$0	\$0	\$0
12	Marion	\$0	\$0	\$0	\$0
<b>Total for 12th Circuit</b>		<b>\$0</b>	<b>\$0</b>	<b>\$0</b>	<b>\$0</b>
13	Greenville	\$0	\$0	\$0	\$0
13	Pickens	\$0	\$0	\$0	\$0
<b>Total for 13th Circuit</b>		<b>\$0</b>	<b>\$0</b>	<b>\$0</b>	<b>\$0</b>
14	Allendale	\$0	\$0	\$0	\$0
14	Beaufort	\$0	\$0	\$0	\$0
14	Colleton	\$0	\$0	\$0	\$0
14	Hampton	\$0	\$0	\$0	\$0
14	Jasper	\$0	\$0	\$0	\$0
<b>Total for 14th Circuit</b>		<b>\$0</b>	<b>\$0</b>	<b>\$0</b>	<b>\$0</b>

## Grant Amounts as of July 1, 2017

15	Georgetown	\$0	\$0	\$0	\$0
15	Horry	\$0	\$0	\$0	\$0
<b>Total for 15th Circuit</b>		<b>\$0</b>	<b>\$0</b>	<b>\$0</b>	<b>\$0</b>
16	Union	\$0	\$0	\$0	\$0
16	York	\$0	\$0	\$0	\$0
<b>Total for 16th Circuit</b>		<b>\$0</b>	<b>\$0</b>	<b>\$0</b>	<b>\$0</b>
<b>Grand Total</b>		<b>\$0</b>	<b>\$0</b>	<b>\$0</b>	<b>\$0</b>

## Grant Descriptions as of July 1, 2017

Circuit	County	Title, Purpose and Grantor
1	Calhoun	
1	Dorchester	Body worn camera grant for storage equipment and viewing equipment. this is split with orangeburg county. total grant 3,000.00
1	Orangeburg	Grant for storing and view equipment for body worn cameras. 3,000.00 total grant shared with dorchester county
5	Richland	Social worker - DOJ - juvenile reentry. reentry attorney - DOJ - juvenile reentry
9	Charleston	The mac arthur grant was awarded to charleston county. it offered technical assistance to improve the accuracy of risk assessments in bond setting in order to avoid unnecessarily incarcerating persons due to their financial inability to pay a bond. a further grant application has been approved which funds three new public defender lawyers to advocate for defendants at the charleston county bond court. the senior grant attorney was hired in september 2016 and two more grant attorneys were hired in january 2017.

**Indigency Application and Determination as of July 1, 2017**

Circuit	County	Who Receives Applications and Determines Indigency	Explain
1	Calhoun	Clerk of Court	
1	Dorchester	Public Defender / Other	Criminal justice coordinator who works for the public defender but is charged with the screening process and visits the jail weekly to process people there as well.
1	Orangeburg	Clerk of Court	
2	Aiken	Magistrate	
2	Bamberg	Magistrate / Clerk of Court	
2	Barnwell	Magistrate / Clerk of Court	
3	Clarendon	Public Defender	
3	Lee	Public Defender / Clerk of Court	Clerk of court accepts applications and public defender makes indigence determinations
3	Sumter	Public Defender	*****general survey notes- all circuit wide staff (2), as well as circuit pd and state aa are included on this survey (under their admin county). third circuit office is the only one to maintain bank account(s), so that was answered on this survey as well, even though the sumter county pd office does not maintain an individual account.
3	Williamsburg	Public Defender / Clerk of Court	*****general survey notes- all circuit wide staff (2), as well as circuit pd and state aa are included on the admin county (sumter) survey. third circuit office is the only one to maintain bank account(s), not the individual county offices.
4	Chesterfield	Public Defender / Magistrate / Clerk of Court	
4	Darlington	Public Defender / Magistrate / Clerk of Court	
4	Dillon	Public Defender / Magistrate / Clerk of Court	
4	Marlboro	Public Defender / Magistrate / Clerk of Court	
5	Kershaw	Magistrate / Clerk of Court	
5	Richland	Magistrate / Clerk of Court / Other	Magistrates initially. clerk of court if not appointed by magistrate. clerk of court after referral from magistrate or city judge for summary court charges.
6	Chester	Clerk of Court	
6	Fairfield	Clerk of Court	
6	Lancaster	Clerk of Court	
7	Cherokee	Public Defender	
7	Spartanburg	Public Defender	
8	Abbeville	Clerk of Court	
8	Greenwood	Clerk of Court	In greenwood county, our jail applications are not sent to the clerk of court. our office picks those up and automatically assumes representation for anyone who has applied from the jail.
8	Laurens	Clerk of Court	
8	Newberry	Clerk of Court	
9	Berkeley	Public Defender / Clerk of Court	The berkeley public defender's office receives the indigency applications and makes the determinations for the juveniles. the clerk of court receives the applications and makes the determinations for the adults.
9	Charleston	Other	The determinations of indigency are made by the bond court judge based on screening by pretrial screeners employed by charleston county. those who are screened later are reviewed by the court.

**Indigency Application and Determination as of July 1, 2017**

<b>Circuit</b>	<b>County</b>	<b>Who Receives Applications and Determines Indigency</b>	<b>Explain</b>
10	Anderson	Public Defender / Clerk of Court / Other	There is a standing administrative order to determines that all incarcerated persons are considered indigent and qualify for appointed counsel as long as they are in jail. once released, they must apply through the clerk of court.
10	Oconee	Public Defender	By administrative order, there is a presumption of indigency for persons who are incarcerated.
11	Edgefield	Magistrate / Clerk of Court	
11	Lexington	Magistrate / Clerk of Court	
11	McCormick	Magistrate / Clerk of Court	
11	Saluda	Magistrate / Clerk of Court	
12	Florence	Magistrate	
12	Marion	Magistrate	
13	Greenville	Other	Criminal justice coordinator
13	Pickens	Clerk of Court	
14	Allendale	Clerk of Court	
14	Beaufort	Clerk of Court	
14	Colleton	Clerk of Court	
14	Hampton	Clerk of Court	
14	Jasper	Clerk of Court	
15	Georgetown	Public Defender / Magistrate / Clerk of Court	
15	Horry	Public Defender / Magistrate / Clerk of Court	
16	Union	Magistrate / Clerk of Court	
16	York	Magistrate / Clerk of Court	

### Handling of Juvenile Cases as of July 1, 2017

<b>Circuit</b>	<b>County</b>	<b>Does this county office have one or more public defenders principally handling juvenile cases? Y/N</b>	<b>If not, do you have one or more public defenders within the circuit principally handling juvenile cases?</b>
1	Calhoun	Y	Y
1	Dorchester	Y	
1	Orangeburg	Y	
2	Aiken	Y	
2	Bamberg	N	Y
2	Barnwell	Y	
3	Clarendon	N	N
3	Lee	N	N
3	Sumter	N	N
3	Williamsburg	N	N
4	Chesterfield	Y	
4	Darlington	Y	
4	Dillon	Y	
4	Marlboro	Y	
5	Kershaw	Y	
5	Richland	Y	
6	Chester	Y	Y
6	Fairfield	N	Y
6	Lancaster	N	Y
7	Cherokee	Y	N
7	Spartanburg	Y	
8	Abbeville	N	N
8	Greenwood	Y	N
8	Laurens	N	Y
8	Newberry	N	Y
9	Berkeley	Y	
9	Charleston	Y	
10	Anderson	Y	
10	Oconee	Y	N
11	Edgefield	N	Y
11	Lexington	Y	
11	McCormick	N	Y
11	Saluda	N	Y

### Handling of Juvenile Cases as of July 1, 2017

Circuit	County	Does this county office have one or more public defenders principally handling juvenile cases? Y/N	If not, do you have one or more public defenders within the circuit principally handling juvenile cases?
12	Florence	Y	
12	Marion	Y	
13	Greenville	Y	
13	Pickens	Y	
14	Allendale	N	Y
14	Beaufort	Y	Y
14	Colleton	N	Y
14	Hampton	N	Y
14	Jasper	N	Y
15	Georgetown	N	Y
15	Horry	Y	N
16	Union	N	N
16	York	Y	